


DUCK FOR PRESIDENT BOOK COMPANION PACK

Book companion
activities to make
reading more fun!



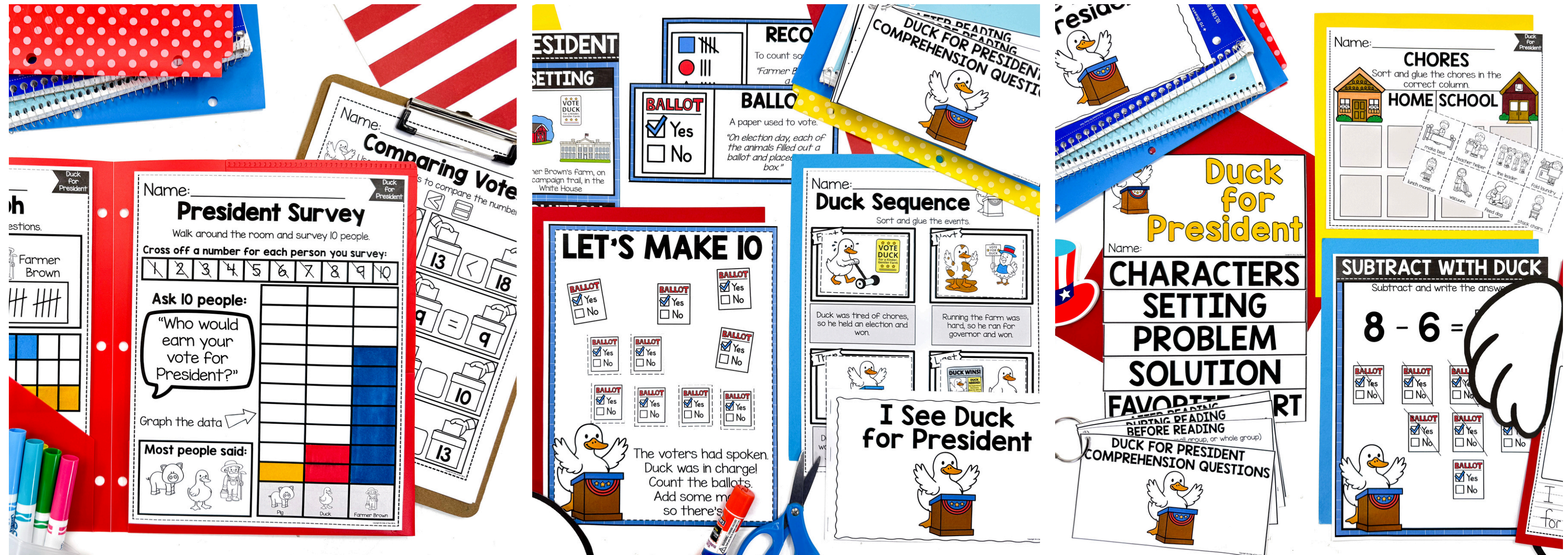
scroll
to take a
peek
inside

PK-2ND **351 PAGES**

Here is what is included:

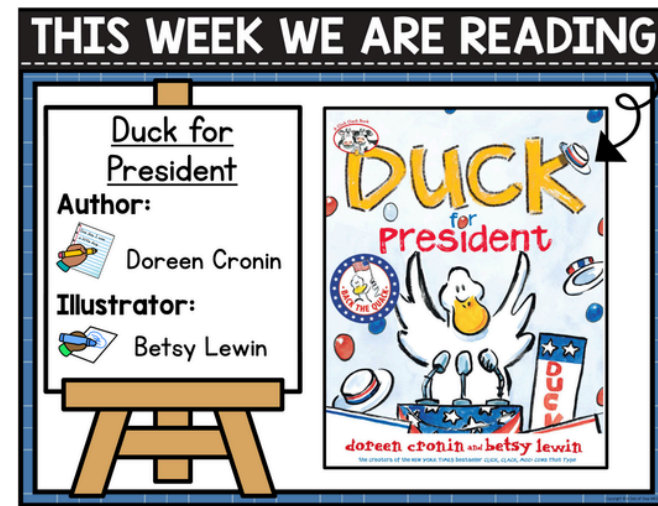
- ✓ Reading comprehension worksheets
 - ✓ Vocabulary practice and emergent readers
 - ✓ Sequencing and retelling activities
 - ✓ Writing prompts and word wall cards
 - ✓ Math worksheets and centers
 - ✓ Craft and story element flipbook
 - ✓ Science connections and STEM activities
- ...and SO much more!

Here is a Sneak Peak:



Students will have a blast completing activities that go along with the read-aloud!

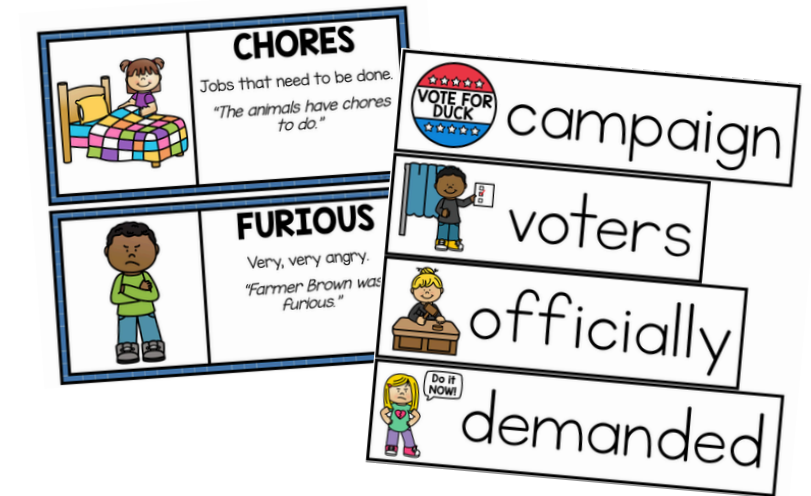
Take a Closer Look:



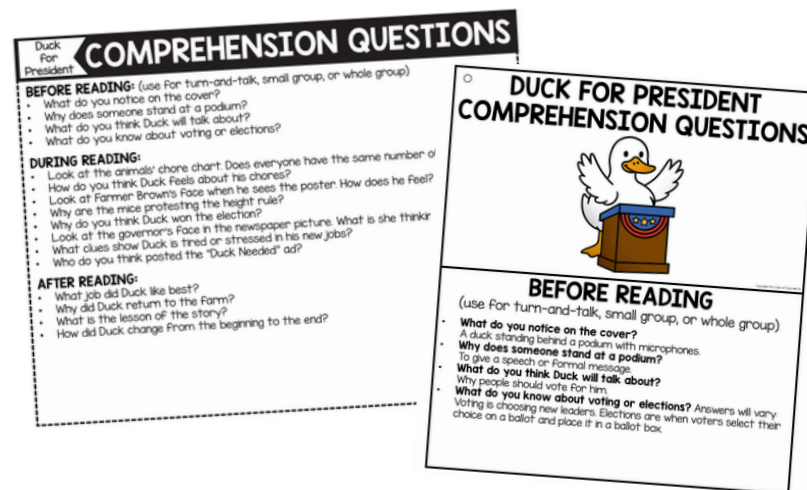
anchor chart



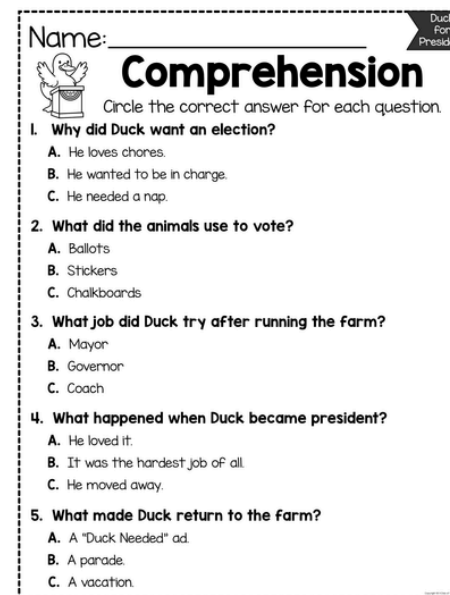
author & illustrator info




vocab & word wall



comprehension tools

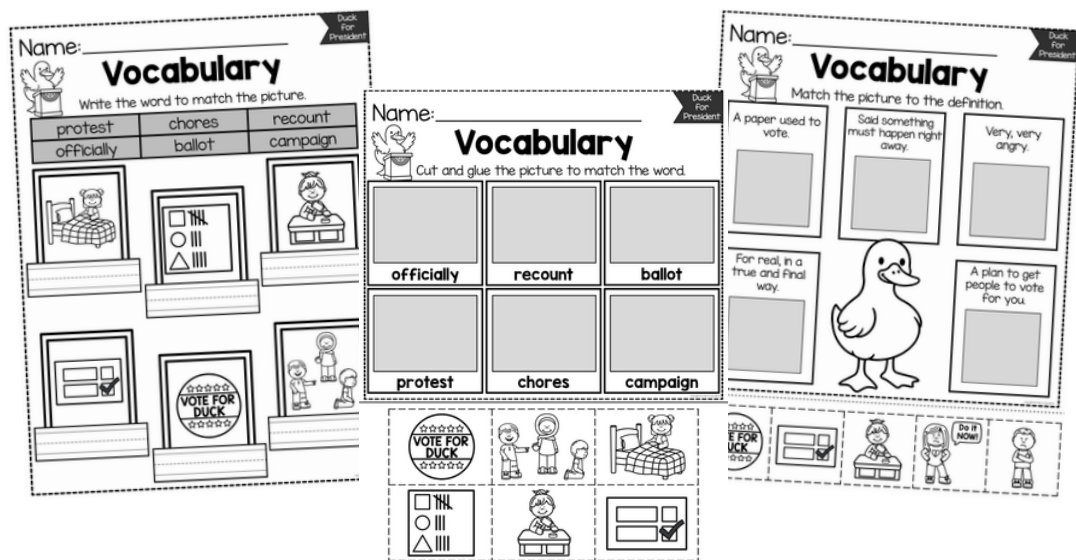


comprehension worksheet




vocab support

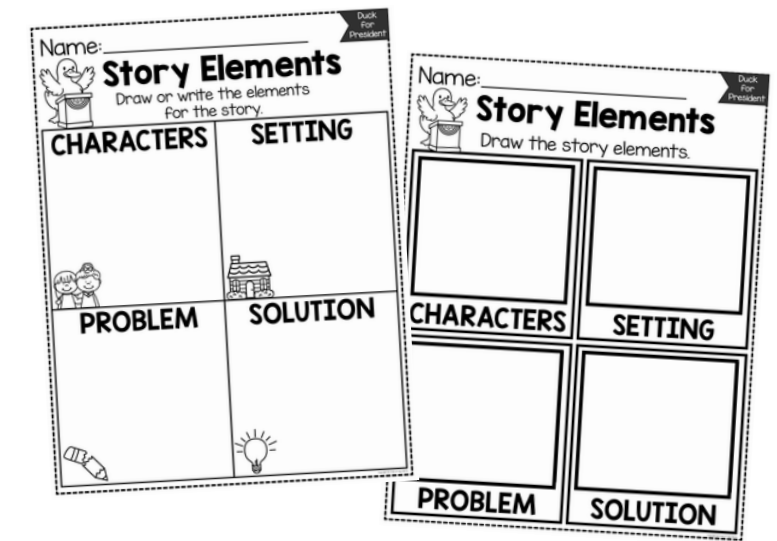
Take a Closer Look:




vocab practice



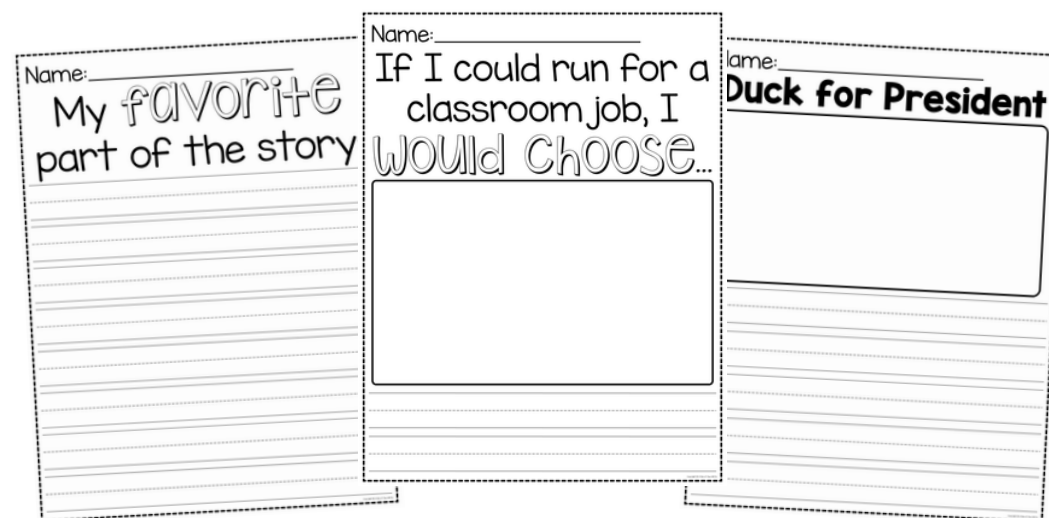
story elements poster




elements worksheets



writing craftivity




writing prompts




puppets


Take a Closer Look:



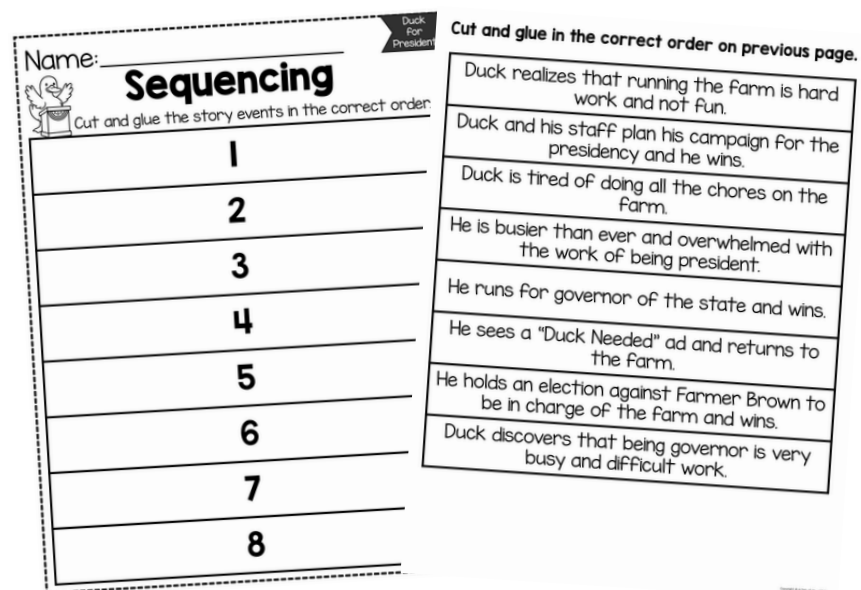

craft



cut and paste sequence



read and sequence



sentence sequencing



I see reader



nonfiction reader

Take a Closer Look:

Duck for President

Name: _____

CHARACTERS

SETTING

PROBLEM

SOLUTION

FAVORITE PART

flip book activity

Name: _____

Making Predictions

Duck did not like to do chores!

What do you think he will do?

making predictions

Name: _____

Author's Purpose

Check the author's purpose for writing the book.

The author wrote this story...

To persuade the reader.

To entertain the reader.

To inform the reader.

Draw and write to support the author's purpose.

author's purpose

Name: _____

My Opinion

Draw and write your opinion of the story.

Name: _____

My Opinion

Draw and write your opinion of the story.

opinion writing

Name: _____

Main Idea

Draw and write the main idea of the story.

The main idea of the stor

Name: _____

Main Idea & Details

Write the main idea of the story.

Draw and write 3 supporting details for the main idea.

main idea worksheets

Name: _____

Favorite Part

Draw and write your favorite part of the story.

favorite part

Take a Closer Look:

Name: _____

Problem & Solution
Draw a picture for the problem and solution.
Write about how the problem was solved.

PROBLEM	SOLUTION

problem & solution

Name: _____

Making Connections
This is what Duck did to get elected president.

This is what I would do to get elected.

Name: _____

Making Connections
This is a chore that Duck did on the farm.

Duck's chore





This is a chore that I do at home.

My chore

making connections

Name: _____

Cause and Effect
Glue the pictures to match the effect to the cause.

	→	_____
	→	_____
	→	_____
	→	_____

Name: _____


Cause and Effect
Write the effect for each cause.

Duck realizes that being President is the hardest job of all.	→	_____
Duck is tired of doing chores.	→	_____
The voters cast their ballots for president.	→	_____
Duck decides that running a farm is no fun at all.	→	_____

cause and effect


Name: _____

Character Traits
Write words to describe Farmer Brown.

○	○	○
○		○
○	○	○

Name: _____

Character Traits
Write words to describe Duck on the Farm.

○	○	○
○		○
○	○	○



Duck

circle maps

Name: _____

Fiction or Nonfiction
Read the statements for Fiction and nonfiction.
Color the statements that describe the book.

FICTION	NONFICTION
tells a story	has real facts
has illustrations	is read to learn
has a beginning, middle, end	has true information
has a problem and solution	has Table of Contents, glossary
is read to enjoy	has photos, charts, graphs
has characters and setting	has index, labels, bold words









 **Color the correct book.** 

This book is _____ because _____

fiction or nonfiction

Name: _____

ABC Order
Write the words from the list in ABC order.





1. _____	 chairs
2. _____	 newspaper
3. _____	 farmer
4. _____	 duck
5. _____	 animals
6. _____	 vote
7. _____	 poster
8. _____	 president

ABC order

Take a Closer Look:

Name: _____

Character Analysis
Look for clues that describe Duck.
Write evidence to support your reasoning.

 SEES	
 DOES	
 THINKS	
 FEELS	

character analysis

Name: _____

Writing Extension
How else could Duck solve the problem of being overwhelmed by work? Be silly!

Name: _____

Writing Extension
How else could Duck solve the problem of doing chores on the Farm? Be silly!

writing extension

Name: _____

Lucky Duck
Sort the words in the correct column.

penny	sky	my	candy	try
honey	July	happy	dizzy	deny

Y
(sounds like e)


Y
(sounds like i)

Name: _____

Lucky Duck
Sort and glue the words in the correct column.

Y (sounds like e)

Y (sounds like i)




y as an ending

Name: _____

CHORES
Sort and glue the chores in the correct column.

HOME SCHOOL




chores sort


Name: _____

ENERGY SORT
Sort and glue the activities in the correct column.

MORE ENERGY

LESS ENERGY






energy sort

Name: _____

Label the Duck
Label the parts of a duck.

bill	wing	tail
feathers	webbed feet	throat



duck labeling

Take a Closer Look:

Name: _____

President Survey

Walk around the room and survey 10 people.

Cross off a number for each person you survey:

1	2	3	4	5	6	7	8	9
---	---	---	---	---	---	---	---	---

Ask 10 people:
"Who would earn your vote for President?"

Graph the data

Most people said:

--	--	--

yes no

Name: _____

President Duck Survey

Walk around the room and survey 10 people.

Cross off a number for each person you survey:

1	2	3	4	5	6	7	8	9	10
---	---	---	---	---	---	---	---	---	----

Ask 10 people:
"Would you vote for Duck as President?"

Graph the data

Most people said:

--	--

yes no

survey pages

Name: _____

Comparison Problems

Solve the subtraction problems and write the equation.

Duck got 7 votes. Farmer Brown got 4 votes. How many more votes did Duck get?

$$\underline{\quad} - \underline{\quad} = \underline{\quad}$$

The animals hung 10 posters. Duck hung 8 posters. How many more posters did the animals hang?

$$\underline{\quad} - \underline{\quad} = \underline{\quad}$$

Duck had 9 chores. The other animals had 2 chores. How many more chores did Duck have?

$$\underline{\quad} - \underline{\quad} = \underline{\quad}$$

Duck gave 6 speeches. The governor gave 5 speeches. How many more speeches did Duck give?

$$\underline{\quad} - \underline{\quad} = \underline{\quad}$$

Duck mowed the lawn 10 times. He cleared the pens 4 times. How many more times did he mow?

$$\underline{\quad} - \underline{\quad} = \underline{\quad}$$

Hen marched in 8 parades. Duck marched in 1 parade. How many more parades did Hen march in?

$$\underline{\quad} - \underline{\quad} = \underline{\quad}$$

comparison problems

Name: _____

Voting Graph

Graph the data. Answer the questions.

Poll Results:

###	###	### ###

- Who won the election? _____
- Who got the **least** votes? _____
- How many votes were there in all? _____
- Who got 8 votes? _____
- How many more votes did Farmer Brown get than Pig? _____
- How many votes did Pig and Duck get together? _____

voting graph

Name: _____

Comparing Votes

Use the symbols to compare the numbers.

20	16	13
13	18	8
8	11	9
9	9	15
15	17	6
6	10	12
12	12	14
14	13	

comparing votes

Name: _____


ADD WITH DUCK

Write the number of ballots for each group and add.

<input checked="" type="checkbox"/> Yes	<input checked="" type="checkbox"/> Yes	<input checked="" type="checkbox"/> Yes	
<input type="checkbox"/> No	<input type="checkbox"/> No	<input type="checkbox"/> No	

+

<input checked="" type="checkbox"/> Yes	<input checked="" type="checkbox"/> Yes	<input checked="" type="checkbox"/> Yes	<input checked="" type="checkbox"/> Yes	
<input type="checkbox"/> No	<input type="checkbox"/> No	<input type="checkbox"/> No	<input type="checkbox"/> No	



addition mats

Name: _____

SUBTRACT WITH DUCK


Subtract and write the answer.

$$8 - 4 = \square$$

<input checked="" type="checkbox"/> Yes	<input checked="" type="checkbox"/> Yes	<input checked="" type="checkbox"/> Yes	<input checked="" type="checkbox"/> Yes
<input type="checkbox"/> No	<input type="checkbox"/> No	<input type="checkbox"/> No	<input type="checkbox"/> No

<input checked="" type="checkbox"/> Yes	<input checked="" type="checkbox"/> Yes	<input checked="" type="checkbox"/> Yes
<input type="checkbox"/> No	<input type="checkbox"/> No	<input type="checkbox"/> No

<input checked="" type="checkbox"/> Yes	<input checked="" type="checkbox"/> Yes
<input type="checkbox"/> No	<input type="checkbox"/> No



subtraction mats

Take a Closer Look:

LET'S MAKE 10

Name: _____

Make 10

Record the addition sentences you make.

___ + ___ = 10

___ + ___ = 10

___ + ___ = 10

___ + ___ = 10

___ + ___ = 10

___ + ___ = 10

___ + ___ = 10

___ + ___ = 10

___ + ___ = 10

___ + ___ = 10

The voters had spoken
Duck was in charge
Count the ballots
Add some more
so there's 10!

make 10 mats

LET'S MAKE 20

Name: _____

Make 20

Complete the equation and fill in the ten frame.

___ + ___ = 20

___ + ___ = 20

___ + ___ = 20

___ + ___ = 20

___ + ___ = 20

___ + ___ = 20

___ + ___ = 20

___ + ___ = 20

___ + ___ = 20

___ + ___ = 20

The voters had spoken
Duck was in charge
Count the ballots
Add some more
so there's 20!

make 20 mats

PODIUM STEM CHALLENGE

Can you build a podium for Duck to use?

SUGGESTED MATERIALS:

- legos
- blocks
- unifix cubes
- cardboard
- copy paper or cardstock
- Duck template

DIRECTIONS

- 1) Before the challenge, revisit the story to show Duck giving speeches at his podium. You can also show images of podiums to students from online.
- 2) Print Duck templates on copy paper or cardstock and cut out. Each group will get a Duck cut-out and cut out.
- 3) Challenge students to work as a team or in pairs create a podium for Duck to give speeches behind.
- 4) Students can use classroom items like blocks, cubes, legos, etc. Or you can give them recyclable items and tape, pipe cleaners, decorations, etc. them to design their own.

STEM challenge



farm animal reader



ballot box activity

Name: _____

Duck for President Sequence

Draw a picture and write a sentence to sequence the story.

Beginning	Middle	End

and so much more!

Why Teachers LOVE it:



OPTIONS

- ✓ Variations for differentiating
- ✓ Printables in color and B&W



EASY TO USE

- ✓ Teacher Tools
- ✓ Low-prep
- ✓ Activity Directions



ENGAGING

- ✓ Real Pictures
- ✓ Fun Crafts
- ✓ Hands-on Activities



What Teachers Are Saying



“This is so fun for a Presidents’ Day book companion! I love how many activities we have to choose from!”



“This was such a fun addition to our February plans. My students loved the story and I love all the activities that come inside this pack!”



“This is a great book companion resource. I am so excited to have all the activities to choose from.”



Buy the bundle and SAVE!

- ✔ Save over \$240
- ✔ Get over 30 stories
- ✔ Get literacy, math, & science activities

CLICK HERE 

BOOK COMPANION MEGA BUNDLE



GROWING  **34 STORIES**

meet the team

I'm Jennifer... I am the founder and creator of A Dab of Glue Will Do and Dollar Teachers Club. I taught Kindergarten and 1st grade. I have a stash of chocolate in my desk and a Starbucks tea in my hand to keep me going. I love reading and watching my kiddos play soccer and do taekwondo.

jennifer



Here at A Dab of Glue Will Do, our team makes the lives of busy teachers a little easier by creating meaningful classroom resources to engage, encourage, and meet the needs of their little learners.

When you purchase from us, know that you're getting quality products made by teachers, for teachers. Customer service is our top priority, so please reach out to us with any questions or concerns.



Join the Club!

When you join the Dollar Teachers Club, you get access to all of the printable AND digital products we've ever made, all of our freebies, exclusive members-only monthly resources, and lots more, all in ONE place. Save money, stress, and lots of time, and join the Dollar Teachers Club today!

DOLLAR TEACHERS club 



CLICK HERE 



Let's Connect! ❤️



Did you know we send out freebies and teacher tips every Sunday? Want to be the first to know when we have a new product, sale, or special event?

Click the button below to join our community.

