

DIARY OF A WORM BOOK COMPANION PACK

Book companion activities to make reading more fun!

Name: _____

Diary of a Worm

CHARACTERS

SETTING

PROBLEM

SOLUTION

FAVORITE

Name: _____

Vocabulary

Cut and glue the picture to match the word.

 tunnels	 dangerous	 mistake
 careful	 manner	

Name: _____

Making Predictions

It is fishing season soon!

What do you think Worm will do?

I think he will hide so he doesn't become fishing bait.

Name: _____

Worm Survey

Walk around the room and survey 10 people.

Cross off a number for each person you survey:

1	2	3	4	5	6	7	8	9	10
---	---	---	---	---	---	---	---	---	----

Ask 10 people:

"Do you like worms?"

--	--	--	--	--	--	--	--	--	--

Graph the data

--	--	--	--	--	--	--	--	--	--

Most people said:

yes	no	yes

Name: _____

My favorite part of the story:

scroll
to take a
peek
inside

PK-2ND **449 PAGES**

Here is what is included:

- ✓ Reading comprehension worksheets
 - ✓ Vocabulary practice and emergent readers
 - ✓ Sequencing and retelling activities
 - ✓ Writing prompts and word wall cards
 - ✓ Math worksheets and centers
 - ✓ Craft and story element flipbook
 - ✓ Science connections and STEM activities
- ...and SO much more!

Here is a Sneak Peak:




Students will have a blast completing activities that go along with the read-aloud!

Take a Closer Look:

THIS WEEK WE ARE READING

Diary of a Worm
Author: Doreen Cronin
Illustrator: Harry Bliss



anchor chart

DOREEN CRONIN

Doreen lives in Brooklyn, New York.

She used to be a lawyer but stopped practicing law to write her first book.

She also wrote *Click, Clack, Moo: Cows That Can Type*.

Her first grade teacher encouraged her writing.

She likes to write books that are funny but also include some real facts.

More books written by Doreen Cronin:



HARRY BLISS

Harry has published more than 25 books for children.

In 2004, he was awarded the Maurice Sendak fellowship award.

He is a New York Times cartoonist and has drawn 24 covers for the New Yorker.

He grew up in a family full of painters and illustrators.


He lives in Northern Vermont.

More books illustrated by Harry Bliss:



author & illustrator info

EARTH
The planet we live on with other people, plants, and animals.
"The earth gives us everything we need."



TUNNELS
Paths dug under the ground.
"When we dig tunnels, we help take care of the earth."



snuck

wiggled

manners

nightmare

vocab & word wall

DIARY OF A WORM COMPREHENSION QUESTIONS

BEFORE READING: (Use for turn-and-talk, small group, or whole group.)

- What do you already know about worms?
- What is a diary? Why might someone write in one?
- Do you think this book will be realistic or silly? Why?

DURING READING:

- Worm writes in his diary using the word "I." Who is telling the story?
- Worm says hoppers are dangerous. Why might he feel that way?
- Some pictures show speech bubbles and thought bubbles. What do they help us learn about the characters?
- When Worm pops up by the kids, what do you think the kids are thinking?
- Spider cannot dig well. What problem happens when Spider tries to dig?
- Worm says he had a nightmare. What clues tell you why he had it?

AFTER READING:

- What did Worm learn about being a worm?
- What parts were facts about worms? What parts were silly fiction?
- How do worms help the Earth?
- Which diary entry was your favorite? Why?

DIARY OF A WORM COMPREHENSION QUESTIONS

BEFORE READING
(Use for turn-and-talk, small group, or whole group.)

- What do you already know about worms? They live in soil. They need to stay moist (wet). They wiggle.
- What is a diary? Why might someone write in one? A diary is a secret notebook where you write what you did, thought, or felt each day. People may use a diary to vent worries or fears. Diaries also create a personal record of memories.
- Do you think this book will be realistic or silly? Why? Silly, because worms do not wear hats and cannot talk or write.

comprehension tools

Name: _____

Comprehension

Circle the correct answer for each question.

- What did Worm do when he forgot his lunch?
A. He went home to eat.
B. He ate his homework.
C. His friend gave him food.
- What did Worm do with his macaroni necklace?
A. He gave it to his teacher.
B. He wore it to bed.
C. He brought it home and ate it.
- What was Worm's nightmare about?
A. Giant birds playing hopscotch.
B. Fishing hooks in the dirt.
C. Being late for school.
- What happened when Worm said "Good Morning" to one ant?
A. The ant ran away.
B. He had to say good morning to 600 more ants.
C. The ant asked him to play.
- Why did Worm and his family dig deeper when fishing season started?
A. To find food.
B. To make new friends.
C. To stay safe.

comprehension worksheet

DIARY OF A WORM VOCABULARY SUPPORT

earth

SAY IT TOGETHER: "Earth" (clap the 1 syllable: Earth)

IN THE STORY: Worm's mom says the Earth gives them what they need.

WHAT IT MEANS: The planet we live on where people, plants, and animals live.

WAYS TO INTERACT

ASK: How can we help the Earth?

TURN AND TALK: I can help the Earth by _____

EXTENSION: The Earth is a planet. Do you know any other planets?

tunnels

SAY IT TOGETHER: "Tunnels" (clap the 2 syllables: tun-nets)

IN THE STORY: Worm digs tunnels underground.

WHAT IT MEANS: Paths dug under the ground.

WAYS TO INTERACT

ASK: What is a tunnel used for?

TURN AND TALK: A tunnel is used for _____

WORD PLAY: Take away -s → tunnel

ACT IT OUT: Pretend to dig a tunnel with your hands.

EXTENSION: Do you know any animals that dig tunnels? (moles, shrews, gophers, ants)

soaked

SAY IT TOGETHER: "Soaked" (clap the 1 syllable: soaked)

IN THE STORY: After it rained, the ground was soaked.

WHAT IT MEANS: Very wet

WAYS TO INTERACT

ASK: Have you ever been soaked?

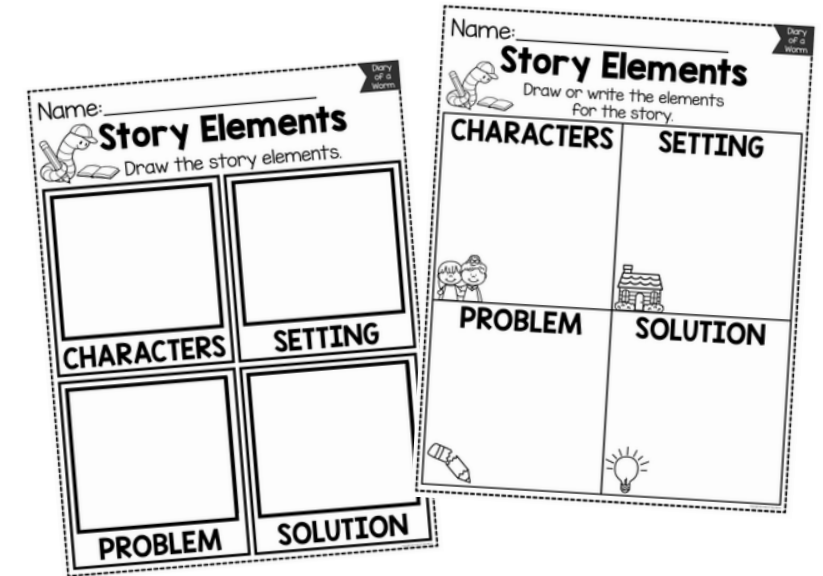


TURN AND TALK: I was soaked when _____

PLAY: Take away -ed → soak. Add -ing → soaking

ACT IT OUT: "Oh no! We're soaked!" Use a towel to dry off.

vocab support


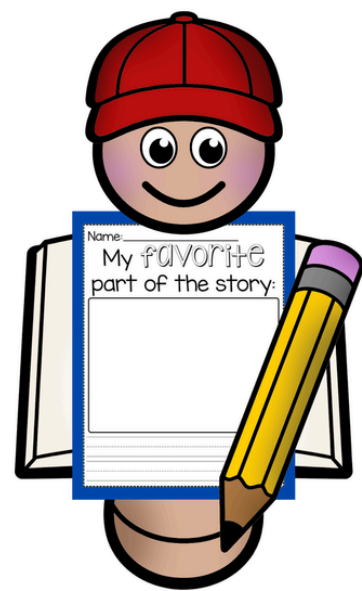
Take a Closer Look:



vocab practice

story elements poster

elements worksheets




writing craftivity

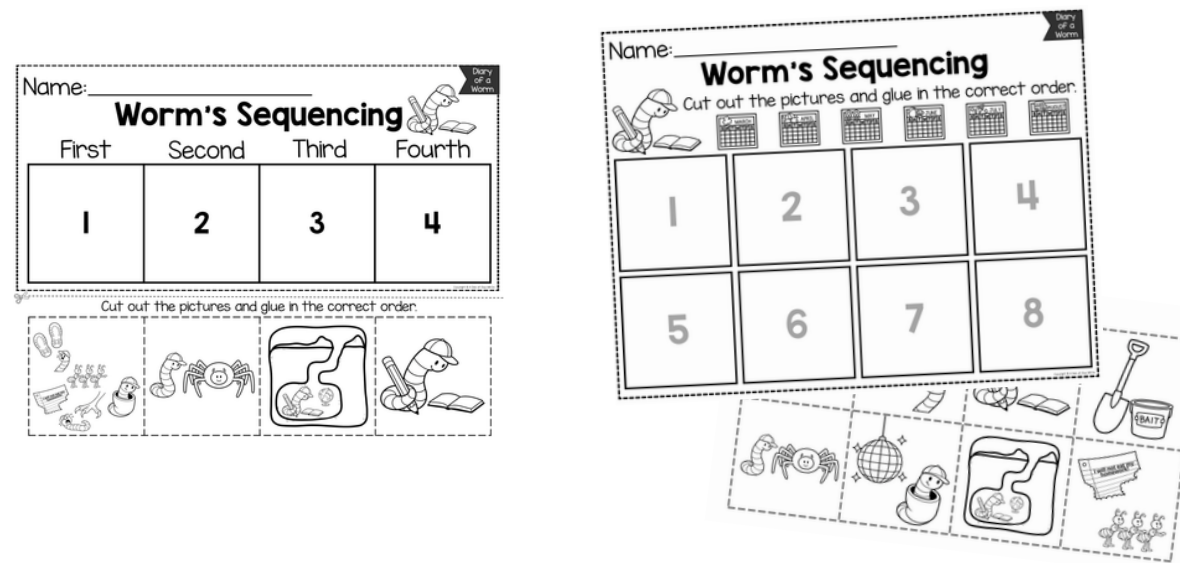
writing prompts

puppets

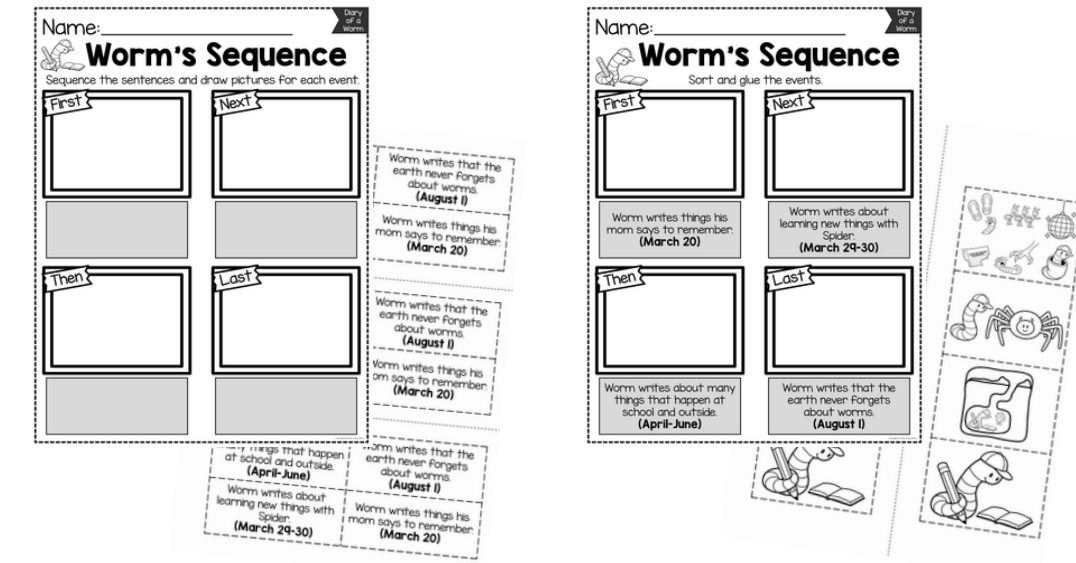
Take a Closer Look:



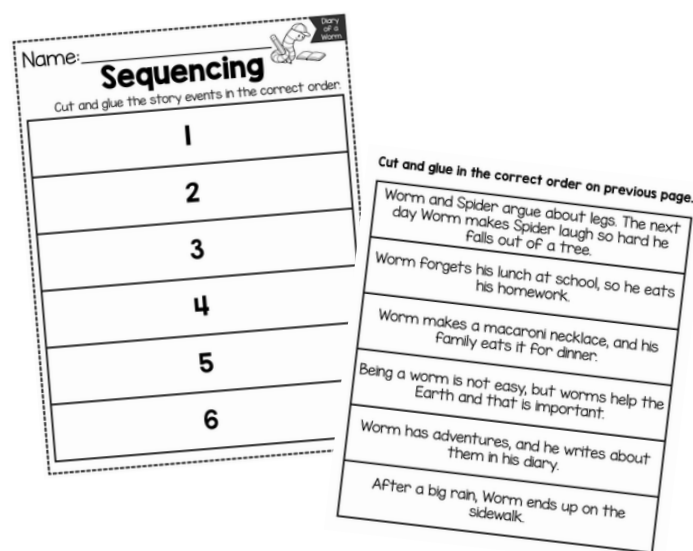
craft



cut and paste sequence



read and sequence



sentence sequencing




I see reader



worms reader

Take a Closer Look:



Diary of a Worm

Name: _____

CHARACTERS

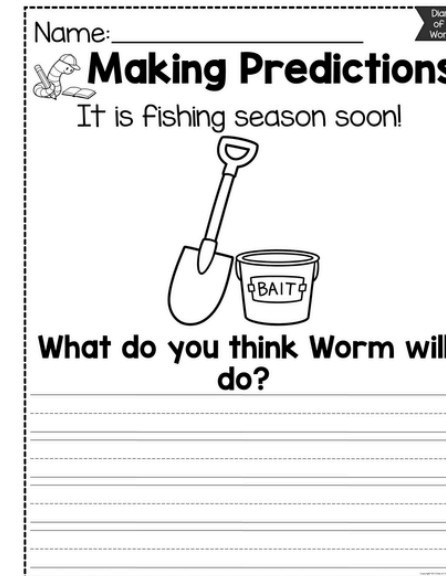
SETTING

PROBLEM

SOLUTION

FAVORITE PART


flip book activity



Name: _____

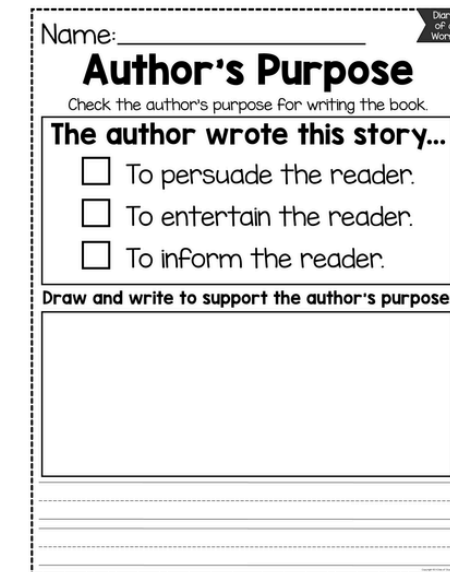
Making Predictions

It is fishing season soon!



What do you think Worm will do?

making predictions



Name: _____

Author's Purpose

Check the author's purpose for writing the book.

The author wrote this story...

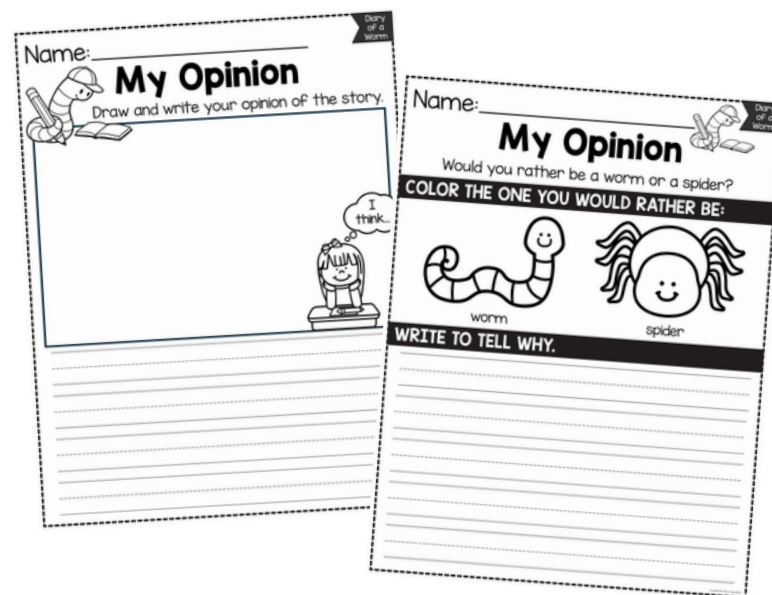
To persuade the reader.

To entertain the reader.

To inform the reader.

Draw and write to support the author's purpose.

author's purpose



Name: _____

My Opinion


Draw and write your opinion of the story.

Name: _____

My Opinion

Would you rather be a worm or a spider?

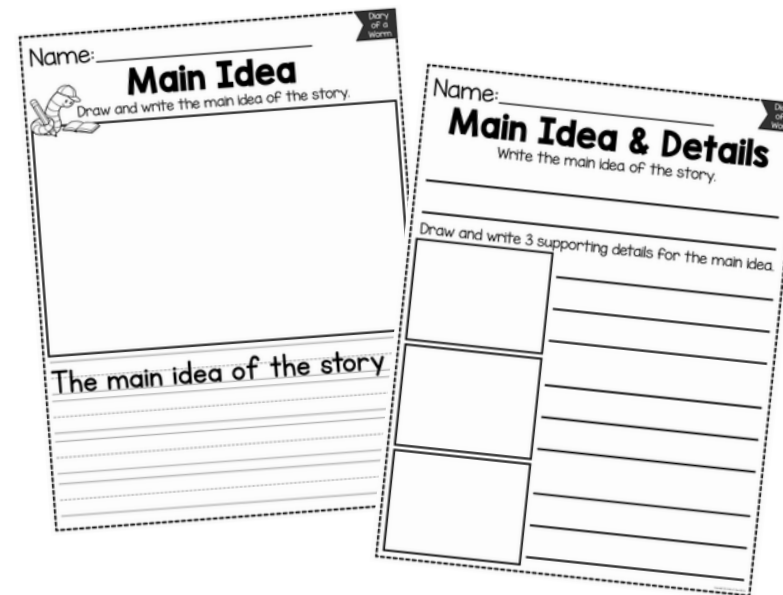
COLOR THE ONE YOU WOULD RATHER BE:



worm spider

WRITE TO TELL WHY.

opinion writing



Name: _____

Main Idea

Draw and write the main idea of the story.

The main idea of the story


Name: _____

Main Idea & Details

Write the main idea of the story.

Draw and write 3 supporting details for the main idea.


main idea worksheets



Name: _____


Favorite Part

Draw and write your favorite part of the story.




favorite part

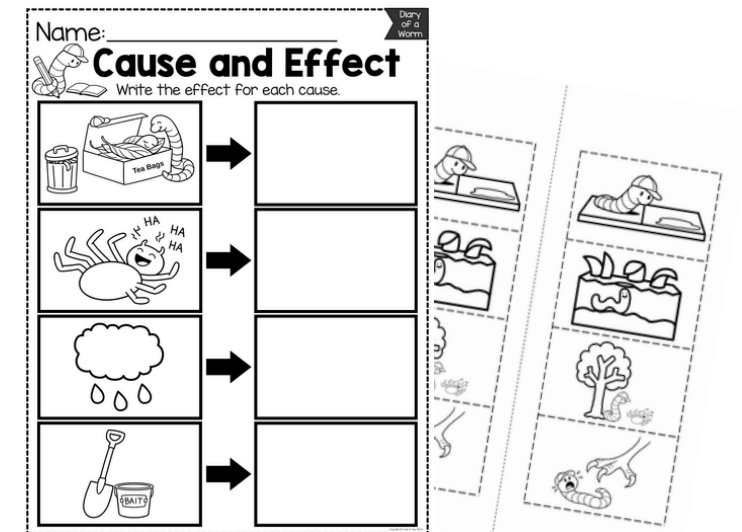
Take a Closer Look:



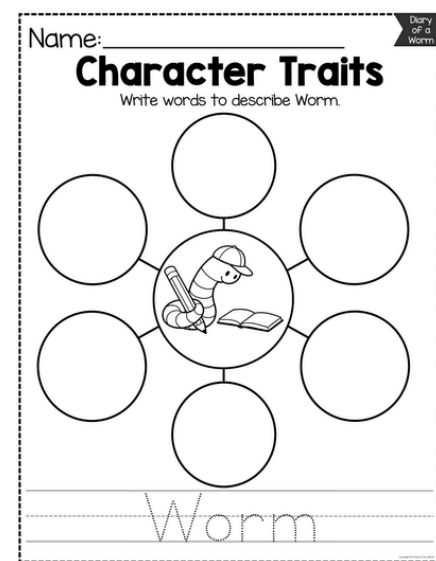
problem & solution



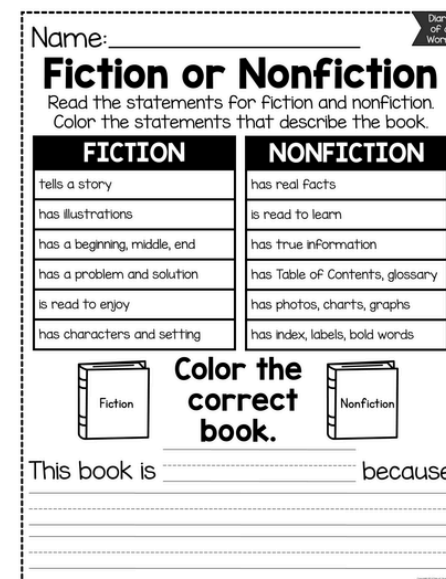
making connections



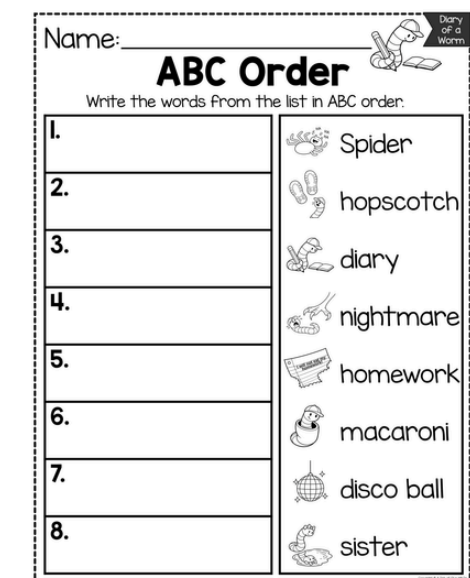
cause and effect



circle maps



fiction or nonfiction

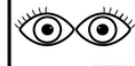





ABC order

Take a Closer Look:

Name: _____





Character Analysis
Look for clues that describe Worm.
Write the evidence to support your reasoning.

 SEES	
 DOES	
 THINKS	
 FEELS	

character analysis

Name: _____


Worm's Thoughts
Write what Worm might be thinking or saying.


worm's thoughts

Name: _____

Inferencing
Why would hopsotch be dangerous for a worm?



making inferences



my diary









Name: _____

COMPOUND WORDS
Break apart the compound words.
Write to the two words for each compound word.

1. nightmare = _____ + _____
2. sidewalk = _____ + _____
3. necklace = _____ + _____
4. hopsotch = _____ + _____
5. today = _____ + _____
6. newspaper = _____ + _____
7. homework = _____ + _____
8. upside = _____ + _____

Name: _____

Compound Words
Build the compound words. Write to complete the word.

 night	 lace	 day	 side
 hop	 up	 paper	 work

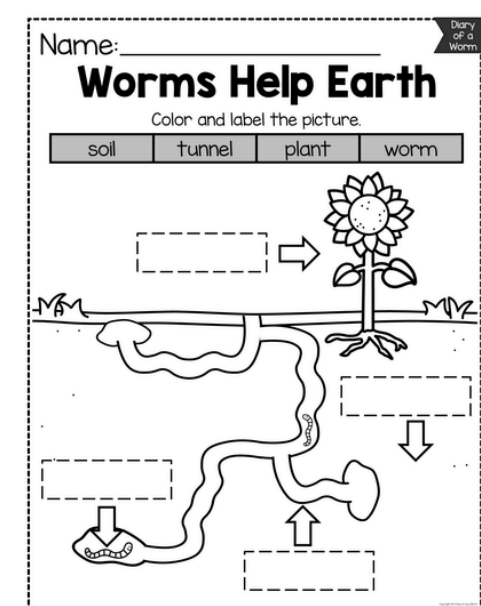
news _____ scotch _____

neck _____ walk _____

home _____ mare _____

to _____ side _____

compound words



labeling

Take a Closer Look:

Name: _____

Worm Facts

Listen to each statement about real worms and decide if it is true or false. Color the correct answer.

1. Worms live underground.	<input type="checkbox"/> <input type="checkbox"/>
2. Worms do the Hokey Pokey.	<input type="checkbox"/> <input type="checkbox"/>
3. Worms do homework.	<input type="checkbox"/> <input type="checkbox"/>
4. Worms eat trash.	<input type="checkbox"/> <input type="checkbox"/>
5. Worms help the Earth by digging tunnels.	<input type="checkbox"/> <input type="checkbox"/>
6. Worms go to school.	<input type="checkbox"/> <input type="checkbox"/>
7. Worms have legs.	<input type="checkbox"/> <input type="checkbox"/>
8. Worms must stay wet to survive.	<input type="checkbox"/> <input type="checkbox"/>

worm facts

Name: _____

Under or Above Ground?

Sort and glue the pictures.

UNDER	ABOVE

Worms live underground. What other animal lives underground? Draw and write about the animal.

Name: _____

Underground Dweller

underground animals

Name: _____

Tunnel Diggers

Circle the animals that dig tunnels.

tunnel diggers

SHRINKING GUMMY WORMS

Science Experiment

MATERIALS:

- Gummy worms
- 3 Clear cups
- Water
- Measuring tablespoon
- Salt
- Sugar
- Ruler or measuring tape

DIRECTIONS:

- Fill the 3 cups with water.
- Add 1 tablespoon of salt to one cup of water.
- Add 2 tablespoons of salt to a second cup of water.
- Add 1 tablespoon of sugar to the third cup of water.
- Students will make and record their predictions at which solution will shrink the gummy worm.
- Put a gummy worm in each cup of water.
- Leave the worms in the water for up to 2 days.
- Remove each worm and measure it to see how it shrank or grew.
- Students will record the results.

Name: _____

SHRINKING WORMS

MY PREDICTIONS: What will happen?

--	--	--

MY OBSERVATIONS: Draw your worm for each day.

Day 1	Day 2	Day 3

MY CONCLUSIONS: How much did each worm shrink?

shrinking experiment

CAN GUMMY WORMS DANCE?

Science Experiment

MATERIALS:

- Gummy worms
- Baking soda
- Warm water
- Vinegar
- Measuring tablespoon and teaspoon
- Timer
- Scissors
- Fork
- Clear glass cups or jars

DIRECTIONS:

- Cut the gummy worms into long, thin strips. Each worm should be cut into at least 4 long strips.
- Measure and mix 3 tablespoons of baking soda in a cup of warm water. Stir well.
- Drop the skinny gummy worms into the cup of baking soda solution. Stir and let them soak for 20 minutes.
- While the worms soak, fill a clear glass or jar with vinegar.
- When the 20 minutes are up, fish the gummy worms out of the baking soda solution with a fork and drop them into the glass of vinegar to make them dance.

Name: _____

Dancing Worms

MY PREDICTIONS: What will happen?

--	--

MY OBSERVATIONS: Draw your worm in each jar.

After soaking in baking soda	Dropped in vinegar jar

MY CONCLUSIONS: Did the worm dance? Why?

dancing experiment

GROWING GUMMY WORMS

Science Experiment

MATERIALS:

- Gummy worms
- Flat dish
- Water
- Clock or timer
- Ruler or measuring tape

DIRECTIONS:

- Fill a flat dish with water.
- Add gummy worms to the dish of water.
- Set aside a dry gummy worm for comparison.
- Check back in 2 hours to see the gummy worm growing.
- The gummy worm can continue to absorb water for up to 2 days.
- Use a ruler to measure the length of the full gummy worm. Then measure the dry gummy worm and compare.

Name: _____

GROWING WORMS

MY PREDICTIONS: What will happen?

Before soaking in water	After soaking in water

MY OBSERVATIONS: Draw your worm and indicate time.

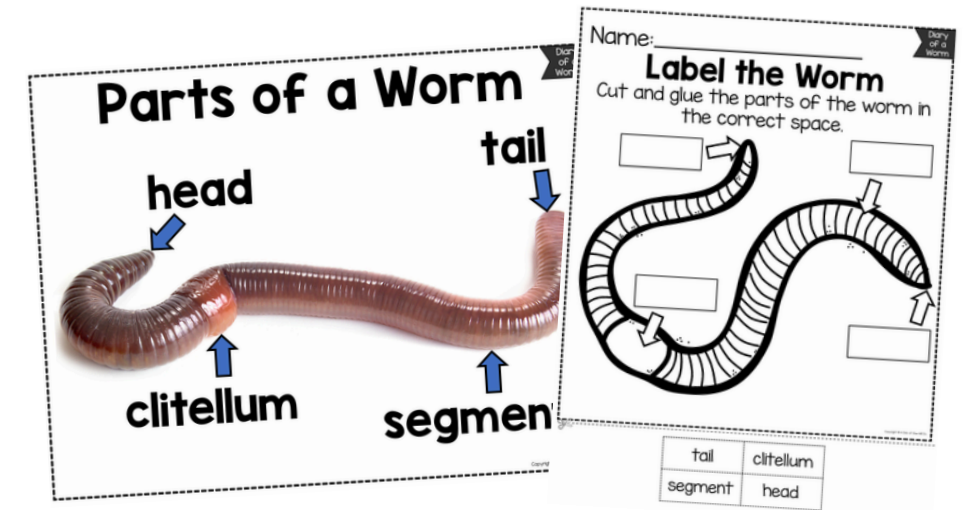
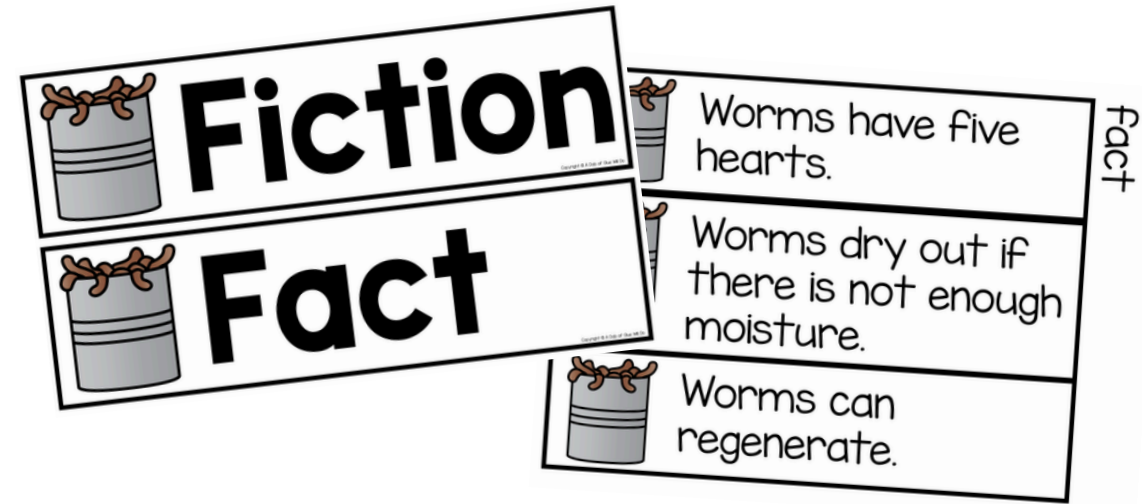
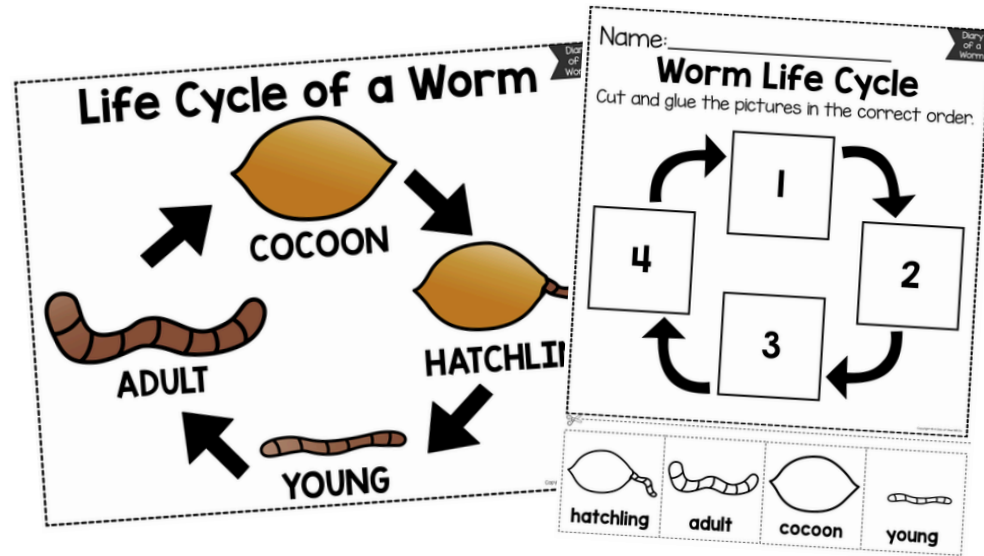
Time	Time	Time
Time:	Time:	Time:

MY CONCLUSIONS: How much did your worm grow?

Dry worm measurement:	Water worm measurement:
Length: _____ inches	Length: _____ inches
	Growth: _____ inches

growing experiment

Take a Closer Look:



life cycle of a worm

worm fact or fiction

parts of a worm




compost recipe


under or above reader

survey graphing


Take a Closer Look:



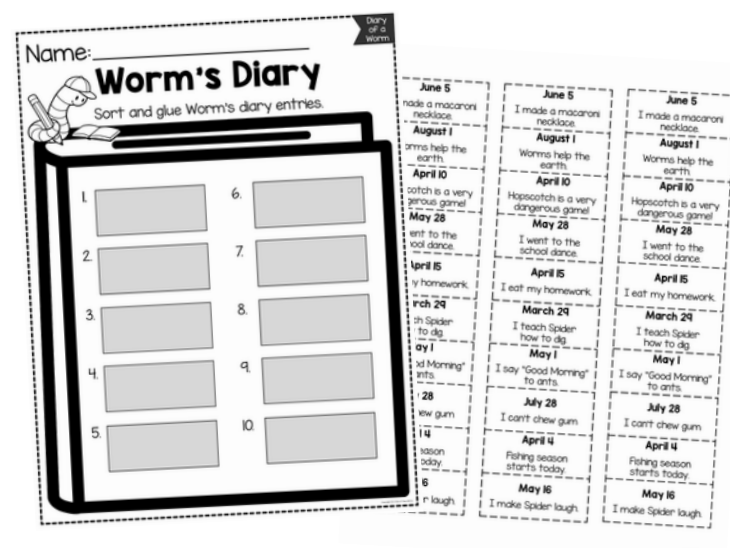
skip counting



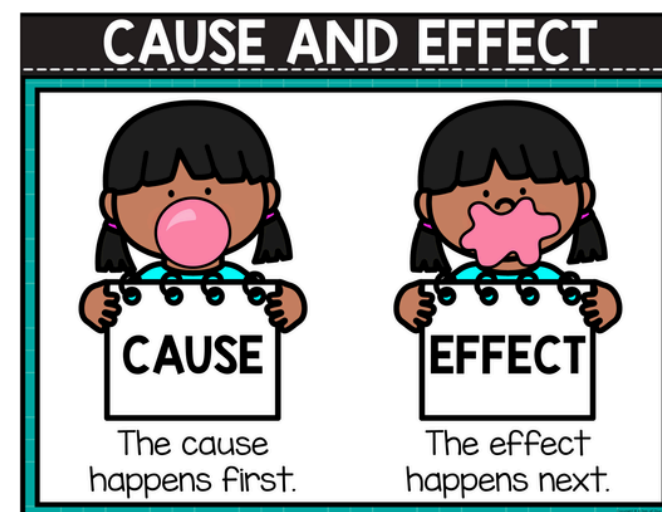
calendar worksheets




least to most



worm's diary




cause & effect poster




cause & effect puzzles

Take a Closer Look:

LET'S MAKE 10



Worm is making a macaroni necklace. Count the macaroni! Add some more so he has 10!




making 10 mats

LET'S MAKE 20




Worm is making a macaroni necklace. Count the macaroni! Add some more so he has 20!



making 20 mats

ADDING WITH WORM

Write the number of macaroni for each group and add.





+

addition mats

SUBTRACT WITH WORM

Subtract and write the answer.

$$9 - 4 = \square$$


subtraction mats

POINT OF VIEW

1st PERSON

This story is told in **first person**.



Worm uses the word "I" because it is **his diary**.






Readers learn what Worm **thinks** and **feels** because Worm is the narrator.

point of view poster

Name: _____

Diary of a Worm

Draw a picture and write a sentence to sequence the story.

Beginning	Middle	End
		
_____	_____	_____
_____	_____	_____
_____	_____	_____

and so much more!

Why Teachers LOVE it:



OPTIONS

- ✓ Variations for differentiating
- ✓ Printables in color and B&W



EASY TO USE

- ✓ Teacher Tools
- ✓ Low-prep
- ✓ Activity Directions



ENGAGING

- ✓ Real Pictures
- ✓ Fun Crafts
- ✓ Hands-on Activities



What Teachers Are Saying



“I can’t wait to use this every spring! There are so many fun things to choose from!”



“This was the perfect book companion for Diary of a Worm! I loved all the activities, especially the science!”



“These activities were a great companion to go with the story! Students enjoyed them very much! Thank you!”



Buy the bundle and SAVE!

- ✔ Save over \$240
- ✔ Get over 30 stories
- ✔ Get literacy, math, & science activities



BOOK COMPANION MEGA BUNDLE



GROWING → **34 STORIES**

meet the team

I'm Jennifer... I am the founder and creator of A Dab of Glue Will Do and Dollar Teachers Club. I taught Kindergarten and 1st grade. I have a stash of chocolate in my desk and a Starbucks tea in my hand to keep me going. I love reading and watching my kiddos play soccer and do taekwondo.

jennifer



Here at A Dab of Glue Will Do, our team makes the lives of busy teachers a little easier by creating meaningful classroom resources to engage, encourage, and meet the needs of their little learners.

When you purchase from us, know that you're getting quality products made by teachers, for teachers. Customer service is our top priority, so please reach out to us with any questions or concerns.



Join the Club!

When you join the Dollar Teachers Club, you get access to all of the printable AND digital products we've ever made, all of our freebies, exclusive members-only monthly resources, and lots more, all in ONE place. Save money, stress, and lots of time, and join the Dollar Teachers Club today!

DOLLAR TEACHERS club



Let's Connect! ❤️



Did you know we send out freebies and teacher tips every Sunday? Want to be the first to know when we have a new product, sale, or special event?

Click the button below to join our community.

