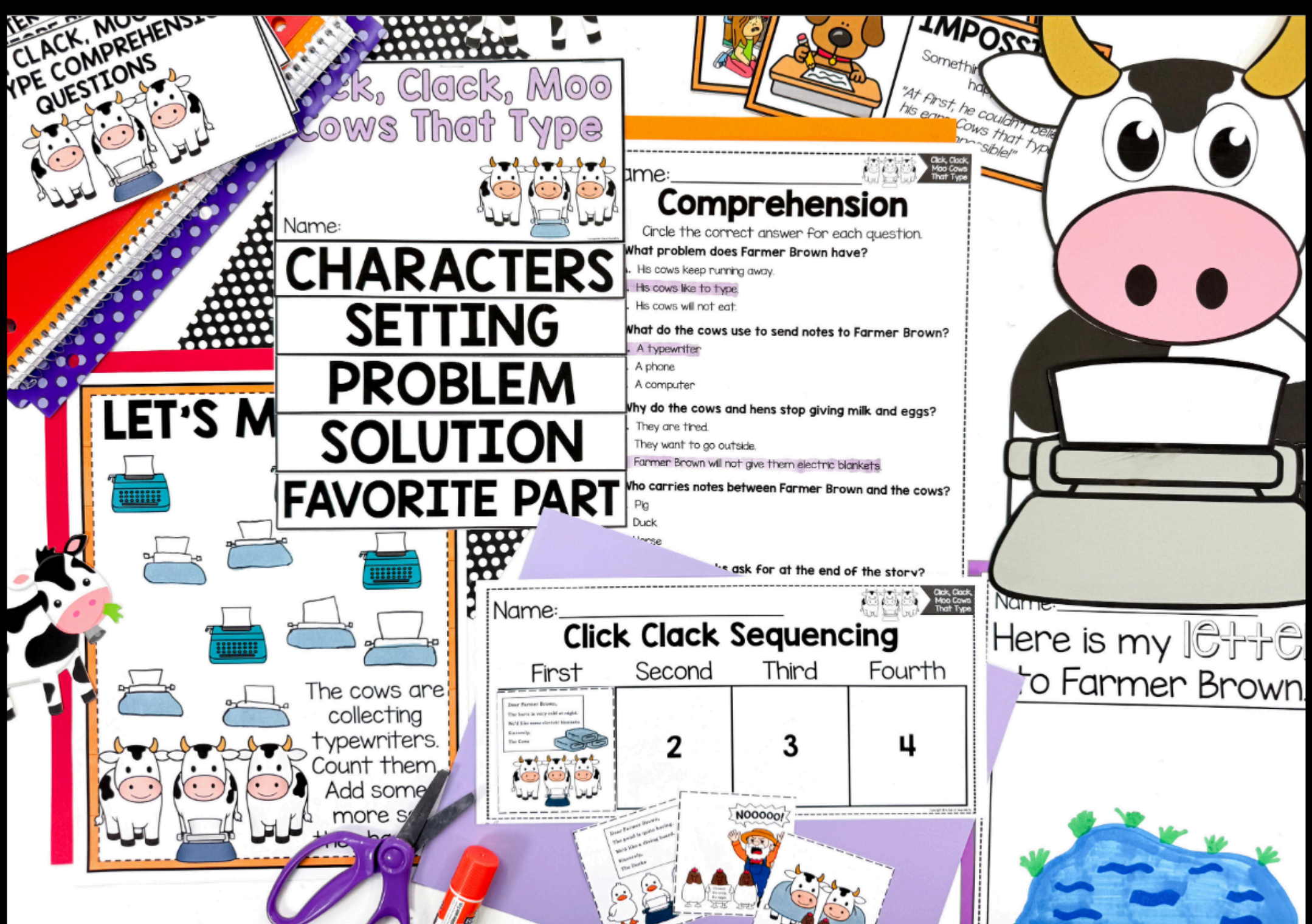


CLICK CLACK MOO BOOK COMPANION PACK

Book companion activities to make reading more fun!



scroll
to take a
peek
inside

Here is what is included:

- ✓ Reading comprehension worksheets
 - ✓ Vocabulary practice and emergent readers
 - ✓ Sequencing and retelling activities
 - ✓ Writing prompts and word wall cards
 - ✓ Math worksheets and centers
 - ✓ Craft and story element flipbook
 - ✓ Science connections and STEM activities
- ...and SO much more!

Here is a Sneak Peak:

Vocabulary
Write the word to match the picture.

ultimatum	strike	neutral	furious
demand	impossible	exchange	impatient

IMPATIENT
Not wanting to wait anymore.
"The cows were growing impatient with the Farmer."

IMPOSSIBLE
Something that cannot happen.
"At first, he couldn't believe his ears. Cows that type? Impossible!"

CLICK, CLACK, MOO COWS THAT TYPE

CHARACTERS Farmer Brown, the cows, the hens, and Duck	SETTING A farm, mountains, and fields
PROBLEM The animals ask for electric blankets because they are cold. Farmer Brown says no, so they go on strike.	SOLUTION The cows get electric blankets.

Click, Clack, Moo Cows That Type
Name: _____

CHARACTERS
SETTING
PROBLEM
SOLUTION

BEFORE READING
Read, talk, small group, or whole group
What do you notice happening in the story?
What do you think will happen?

CLICK, CLACK, MOO COWS THAT TYPE COMPREHENSION QUESTIONS

Who's Typing Now?
Type a note to Farmer Brown from another animal on the farm.

Dear Farmer Brown,
We would like to start the _____
_____ day a bit later.
We need this _____
_____ have been waking up
_____ and we are _____
Sincerely,
The Roosters

PARTS OF A FRIENDLY LETTER

- GREETING**
The opening line that says "hello" to the person you are writing.
- BODY**
The main part, or the middle, where you write your message.
- CLOSING**
A short, polite phrase to say goodbye at the end of a letter, right before signature.
- SIGNATURE**
Your unique way of writing your name at the very end of a letter.

Dear Cows _____,
I hope you are enjoying your electric blankets. I hope they are keeping you _____
_____ch warmer. I am _____
_____ankful to have milk to _____
_____rink again.
Sincerely _____

COWS

Students will have a blast completing activities that go along with the read-aloud!

Take a Closer Look:

THIS WEEK WE ARE READING

Click, Clack, Moo Cows That Type

Author: Doreen Cronin

Illustrator: Betsy Lewin

CLICK, CLACK, MOO Cows That Type
by Doreen Cronin pictures by Betsy Lewin

The anchor chart features a central illustration of cows and chickens on a typewriter, with a small award medal. The text is organized into a clear, readable layout with bold headings and a simple design.

anchor chart

BETSY LEWIN

- Betsy is a Caldecott Honor-winning illustrator.
- She studied illustration at the Pratt Institute.
- Her art is usually drawn in pen or brush with watercolor washes.
- In 2015 Betsy was inducted into the Society of Illustrators Hall of Fame.
- She lives in Brooklyn, New York with her husband, Ted, who is also an illustrator.

DOREEN CRONIN

- Doreen lives in Brooklyn, New York.
- She used to be a lawyer but stopped practicing law to write her first book.
- She also wrote *Diary of a Worm* and *Duck for President*.
- Her first-grade teacher encouraged her writing.
- She likes to write books that are funny but also include some real facts.

More books illustrated by Betsy Lewin: *Duck*, *Diary of a Worm*, *Diary of a Spider*, *Moo*, *Click, Clack, Moo Cows That Type*, *Diary of a Duck*, *Diary of a Dog*, *Diary of a Pig*, *Diary of a Horse*, *Diary of a Rabbit*, *Diary of a Squirrel*, *Diary of a Bear*, *Diary of a Frog*, *Diary of a Snake*, *Diary of a Lizard*, *Diary of a Turtle*, *Diary of a Snake*, *Diary of a Lizard*, *Diary of a Turtle*.

More books written by Doreen Cronin: *Diary of a Worm*, *Diary of a Spider*, *Diary of a Duck*, *Diary of a Dog*, *Diary of a Pig*, *Diary of a Horse*, *Diary of a Rabbit*, *Diary of a Squirrel*, *Diary of a Bear*, *Diary of a Frog*, *Diary of a Snake*, *Diary of a Lizard*, *Diary of a Turtle*.

author & illustrator info

IMPOSSIBLE
Something that cannot happen.
"At first, he couldn't believe his ears. Cows that type. Impossible!"

demand

neutral

ultimatum

exchange

The word wall includes illustrations for each word: a dog at a typewriter for 'Impossible', a person at a desk for 'demand', a person with a sad face for 'neutral', a person with a checklist for 'ultimatum', and two people trading items for 'exchange'.

vocab & word wall

Click, Clack, Moo Cows That Type

COMPREHENSION QUESTIONS

BEFORE READING: (use for turn-and-talk, small group, or whole group)

- Look at the front cover. What do you notice happening in the picture?
- Where do you think this story takes place? Why do you think that?
- Have you ever seen a typewriter before? What do you think it does?

DURING READING:

- Farmer Brown says he has a problem because his cows like to type. Why do you think that might be a problem?
- Look at Farmer Brown's face. How do you think he feels about the cows typing? What clues help you know?
- The cows send a note asking for electric blankets. What do you think Farmer Brown will say?
- Now the cows and hens are on strike. Why do you think they stopped giving milk and eggs?
- Duck carries notes between Farmer Brown and the cows. Why do you think Duck was chosen to do this job?
- The cows have an emergency meeting at night. What do you think they might be deciding to do this time?
- Look at the picture of the cows sleeping with their electric blankets. How do you think they feel now?

AFTER READING:

- Why did the cows and hens go on strike?
- How did Farmer Brown and the cows solve their problem?
- At the end of the story, Duck starts typing a new note asking for a diving board. Why do you think the ducks do this?
- Look at the last picture of the duck diving into the pond. What do you think it is about? What happened next?

CLICK, CLACK, MOO COWS THAT TYPE COMPREHENSION QUESTIONS

BEFORE READING
(use for turn-and-talk, small group, or whole group)

- Look at the front cover. What do you notice happening in the picture? Cows are typing.
- Where do you think this story takes place? Why do you think that? A farm because there are animals and you can see hay.
- Have you ever seen a typewriter before? What do you think it does? Answers will vary.

comprehension tools

Name: _____

Comprehension

Circle the correct answer for each question.

- What problem does Farmer Brown have?
A. His cows keep running away.
B. His cows like to type.
C. His cows will not eat.
- What do the cows use to send notes to Farmer Brown?
A. A typewriter.
B. A phone.
C. A computer.
- Why do the cows and hens stop giving milk and eggs?
A. They are tired.
B. They want to go outside.
C. Farmer Brown will not give them electric blankets.
- Who carries notes between Farmer Brown and the cows?
A. Pig.
B. Duck.
C. Horse.
- What do the ducks ask for at the end of the story?
A. A diving board.
B. A bigger pond.
C. More corn.

comprehension worksheet

CLICK, CLACK, MOO COWS THAT TYPE VOCABULARY SUPPORT

impossible

SAY IT TOGETHER: "Impossible." (4 syllables: im-pos-si-ble)

IN THE STORY: Farmer Brown hears the cows typing and thinks that is impossible.

WHAT IT MEANS: Something that cannot happen.


WAYS TO INTERACT

ASK: What is something that is impossible to do?

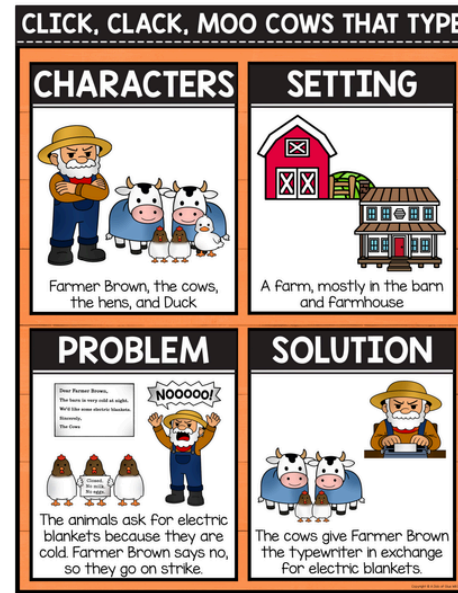
THUMBS UP/DOWN: Is it possible? A cow typing on a typewriter. (☹) A person walking to school. (☹) A fish riding a bicycle. (☹) A farmer milking cows. (☹)

vocab support

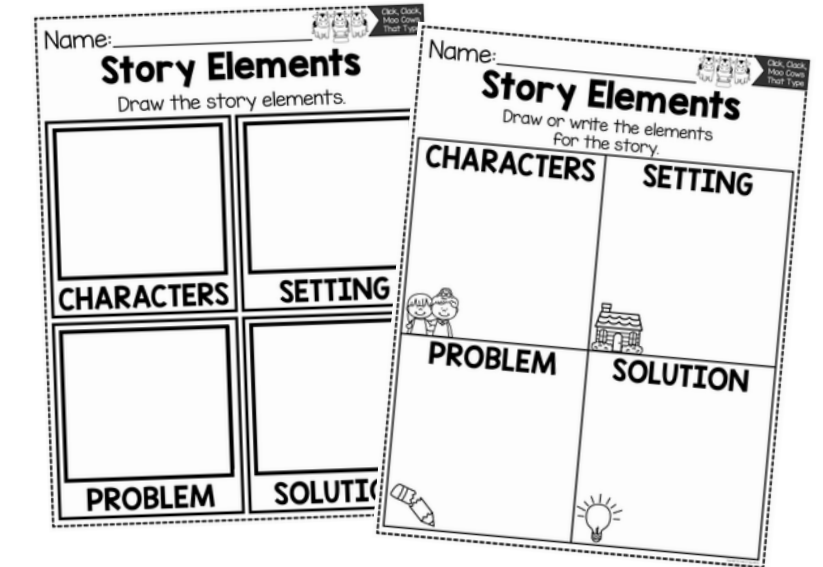
Take a Closer Look:



vocab practice



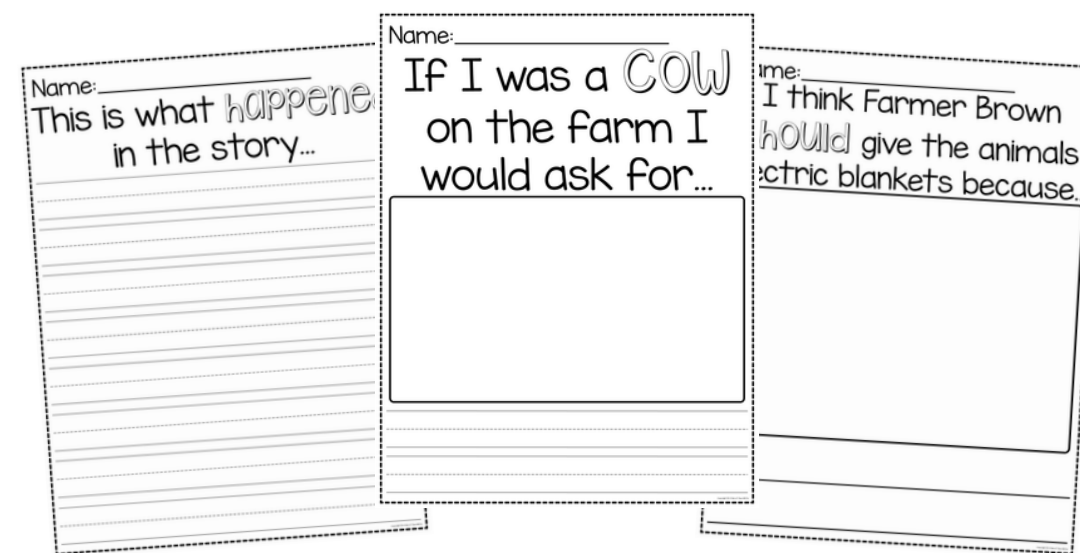
story elements poster




elements worksheets



writing craftivity



writing prompts



puppets

Take a Closer Look:

Click, Clack, Moo
Cows That Type

Name: _____


CHARACTERS

SETTING

PROBLEM

SOLUTION


FAVORITE PART



flip book activity

Name: _____

Making Predictions
All day long, Farmer Brown heard, "Click, clack, moo!"



What do you think the cows are typing in their note?

making predictions

Name: _____

Author's Purpose
Check the author's purpose for writing the book.

The author wrote this story...

To persuade the reader.

To entertain the reader.

To inform the reader.

Draw and write to support the author's purpose.

author's purpose

Name: _____

Main Idea
Draw and write the main idea of the story.

The main idea of the story

Name: _____


Main Idea & Details
Write the main idea of the story.

Draw and write 3 supporting details for the main idea.

main idea & details

Name: _____


My Opinion
Draw and write your opinion of the story.



I think...

Name: _____

My Opinion
Draw and write your opinion of the story.




I think...

opinion writing


Name: _____

Favorite Part
Draw and write your favorite part of the story.



favorite part


Take a Closer Look:




problem & solution



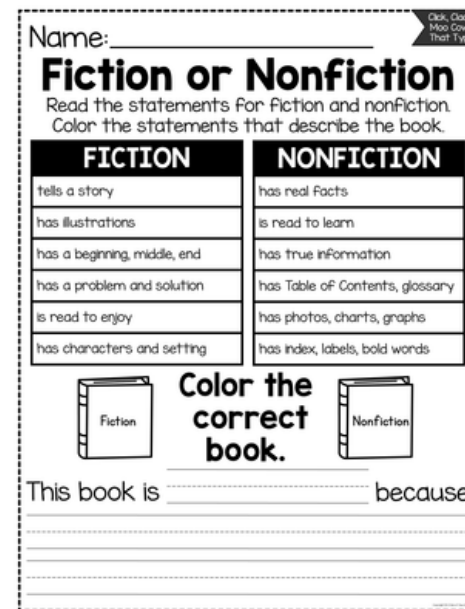
making connections




cause and effect



circle maps



fiction or nonfiction

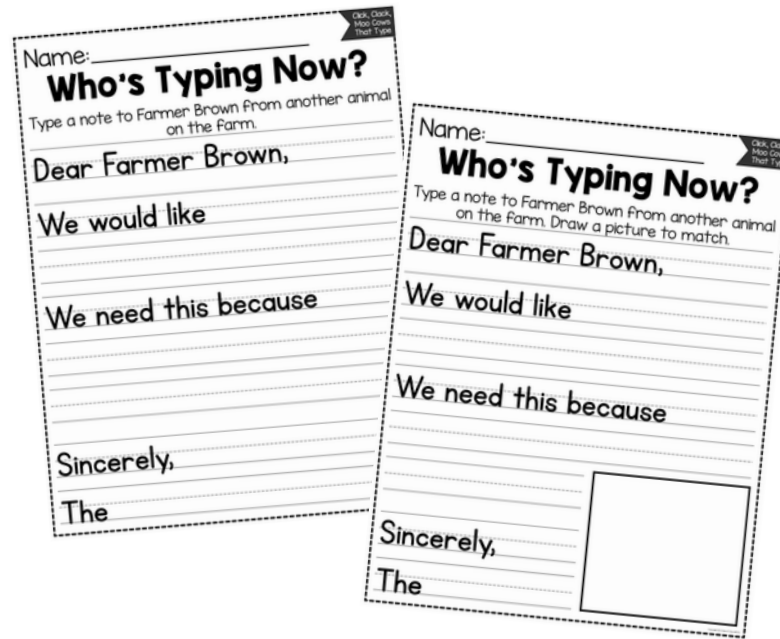


ABC order

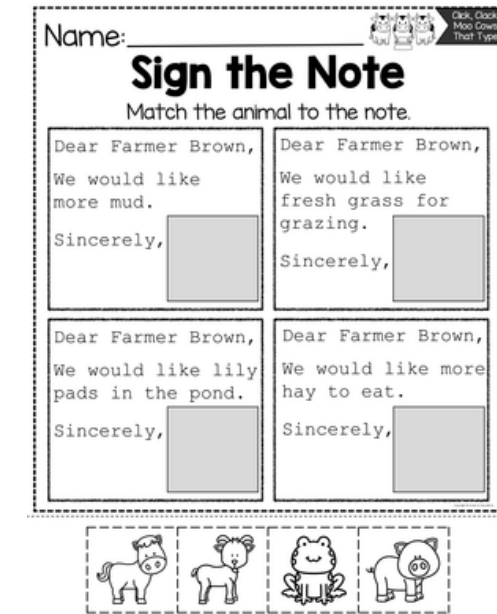
Take a Closer Look:




letter template



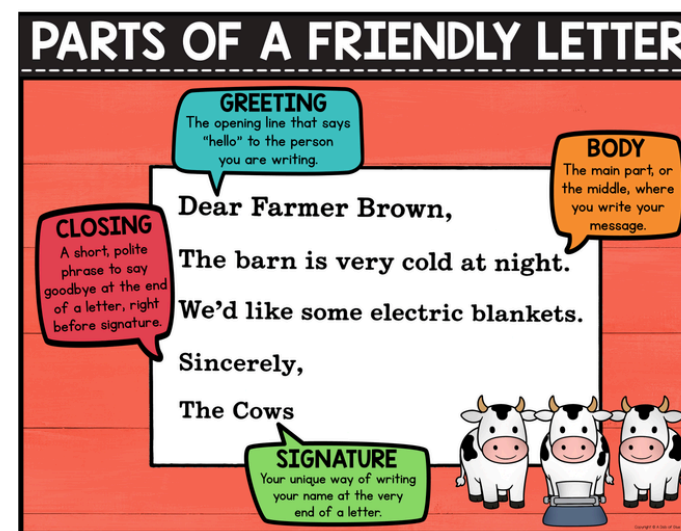
who's typing now



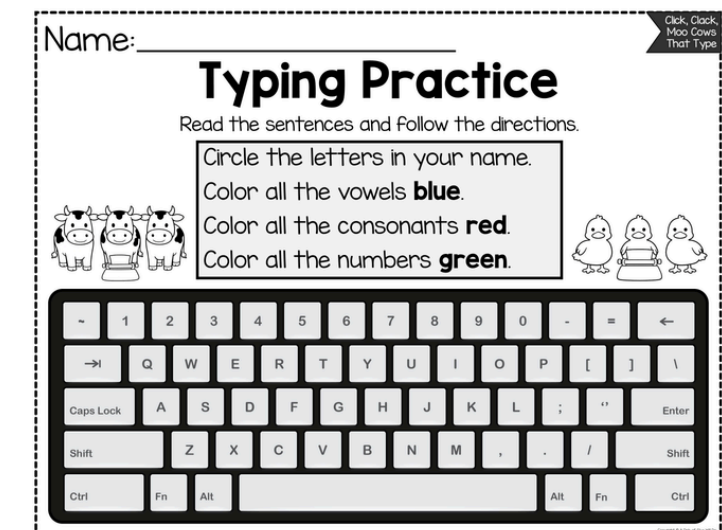
sign the note



beginning sounds




parts of a letter




typing practice


Take a Closer Look:




typing task cards



comparing numbers



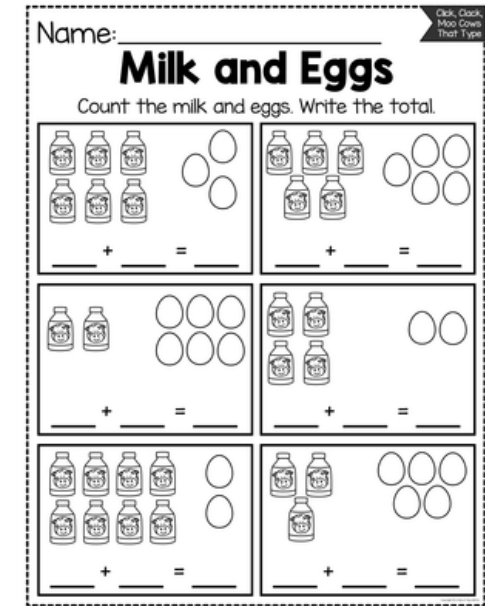
counting spots



count and graph

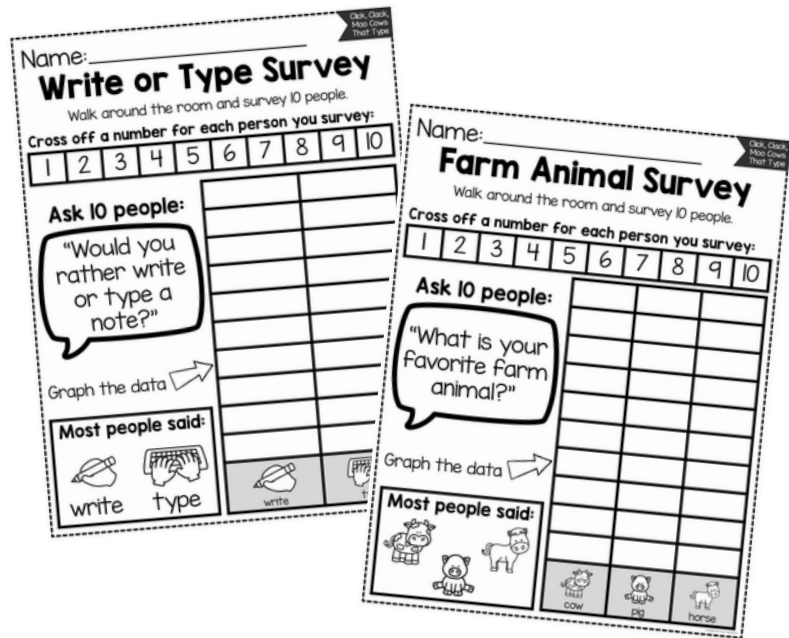


pattern practice




adding practice

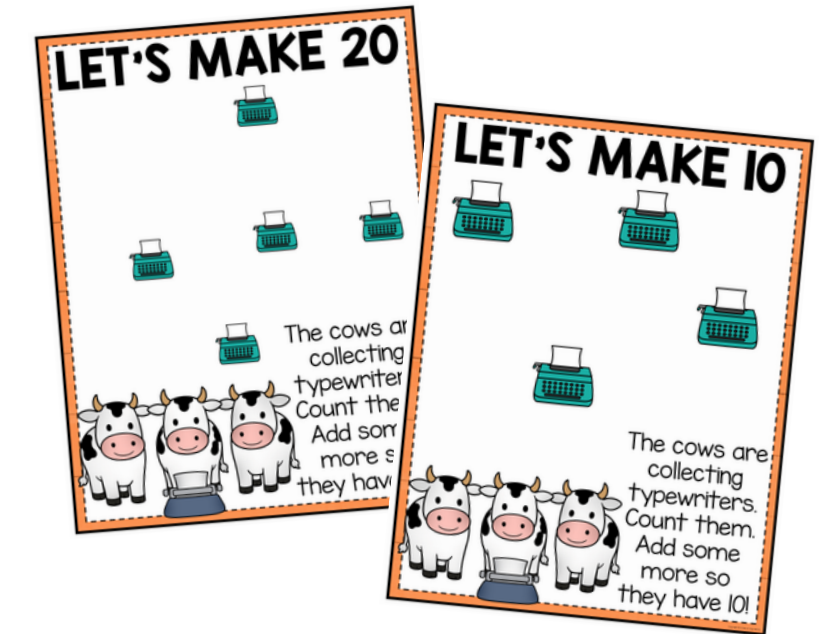
Take a Closer Look:



survey graphing




add & subtract mats



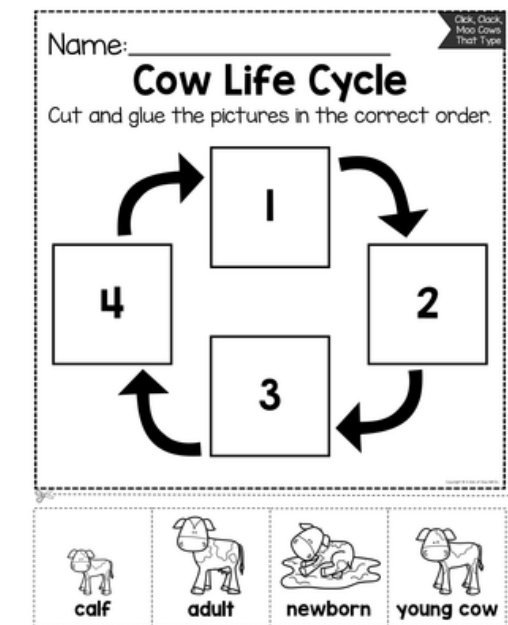
make 10/20 mats



cows reader

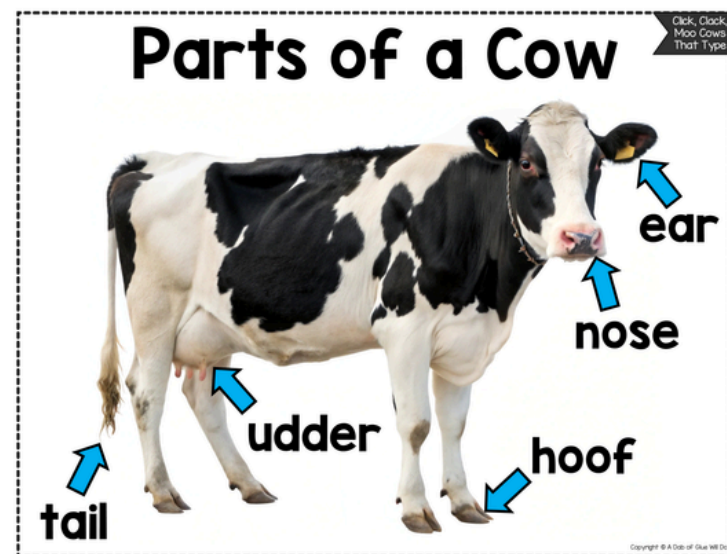


cow life cycle posters




life cycle worksheet


Take a Closer Look:



parts of a cow



part of a cow labeling



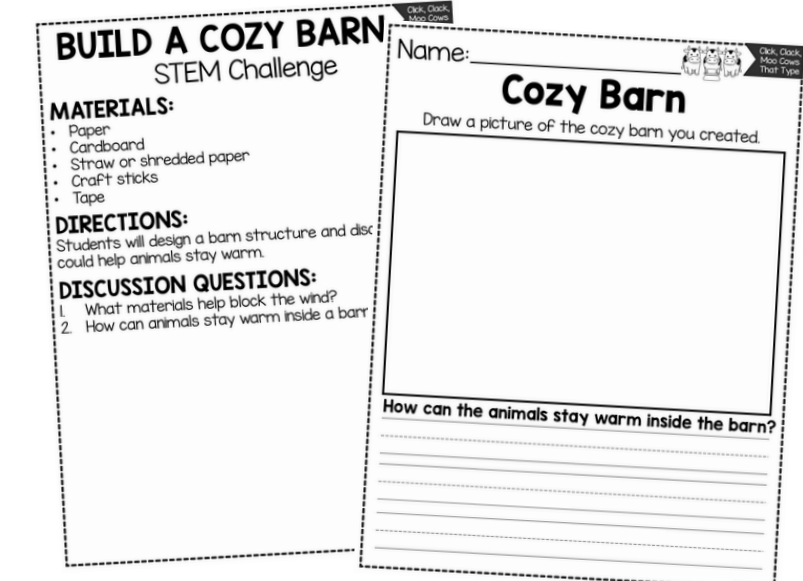
animal babies



body covering sort



animal coverings



cozy barn STEM

Why Teachers LOVE it:



OPTIONS

- ✓ Variations for differentiating
- ✓ Printables in color and B&W



EASY TO USE

- ✓ Teacher Tools
- ✓ Low-prep
- ✓ Activity Directions



ENGAGING

- ✓ Real Pictures
- ✓ Fun Crafts
- ✓ Hands-on Activities



What Teachers Are Saying



“I loved the vocabulary and comprehension questions that came with this pack. The craft turned out adorable.”



“Thanks so much for creating this amazing resource! It was perfect for my kids and provided an opportunity to reinforce needed skills.”



“This is a great pack filled with many different tasks. Thank you for your hard work! So many activities to use!”



meet the team

I'm Jennifer... I am the founder and creator of A Dab of Glue Will Do and Dollar Teachers Club. I taught Kindergarten and 1st grade. I have a stash of chocolate in my desk and a Starbucks tea in my hand to keep me going. I love reading and watching my kiddos play soccer and do taekwondo.

jennifer



Here at A Dab of Glue Will Do, our team makes the lives of busy teachers a little easier by creating meaningful classroom resources to engage, encourage, and meet the needs of their little learners.

When you purchase from us, know that you're getting quality products made by teachers, for teachers. Customer service is our top priority, so please reach out to us with any questions or concerns.



Join the Club!

When you join the Dollar Teachers Club, you get access to all of the printable AND digital products we've ever made, all of our freebies, exclusive members-only monthly resources, and lots more, all in ONE place. Save money, stress, and lots of time, and join the Dollar Teachers Club today!

DOLLAR TEACHERS club 



CLICK HERE 



Let's Connect! ❤️



Did you know we send out freebies and teacher tips every week? Want to be the first to know when we have a new product, sale, or special event?

Click the button below to join our community.

