

BEAR WANTS MORE BOOK COMPANION PACK

Book companion
activities to make
reading more fun!



scroll
to take a
peek
inside

PK-2ND **418 PAGES**

Here is what is included:

- ✓ Reading comprehension worksheets
 - ✓ Vocabulary practice and emergent readers
 - ✓ Sequencing and retelling activities
 - ✓ Writing prompts and word wall cards
 - ✓ Math worksheets and centers
 - ✓ Craft and story element flipbook
 - ✓ Science connections and STEM activities
- ...and SO much more!

Here is a Sneak Peak:

Bear's Sequencing

Name: _____

First	Second	Third	Fourth
		3	4

Comprehension

Name: _____

Circle the correct answer for each question.

- Why does Bear wake up at the beginning of the story?
A. He hears a loud noise.
B. He is very hungry.
C. He wants to play.
- What keeps happening after Bear wakes up?
A. He goes back to sleep.
B. He meets a new friend.
C. He wants more food.
- Who helps Bear find more food in the forest?
A. His animal friends.
B. The Farmer.
C. The Fish.
- Why does Bear get stuck in the doorway?
A. The door is too small.
B. Bear is too big.

Counting with Bear

Name: _____

Write the number to the correct group.

5	9
10	

Graphing with Bear

Name: _____

Count the items and complete the bar graph.

CHARACTERS
SETTING
PROBLEM
SOLUTION
FAVORITE PART

READING COMPREHENSION

Write the number to the correct group.

ANTHONY'S MORE READING COMPREHENSION QUESTIONS

Write the number to the correct group.

Springtime comes.

Bear wakes up very hungry.

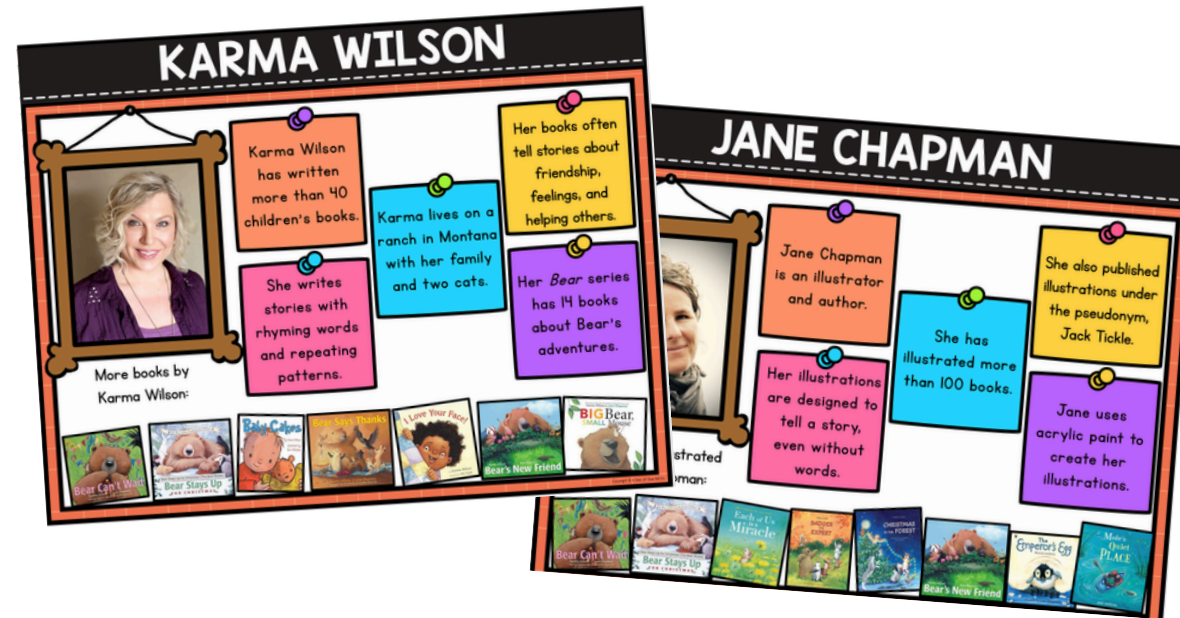
Adding Worksheet: Write the number of fish...

Students will have a blast completing activities that go along with the read-aloud!

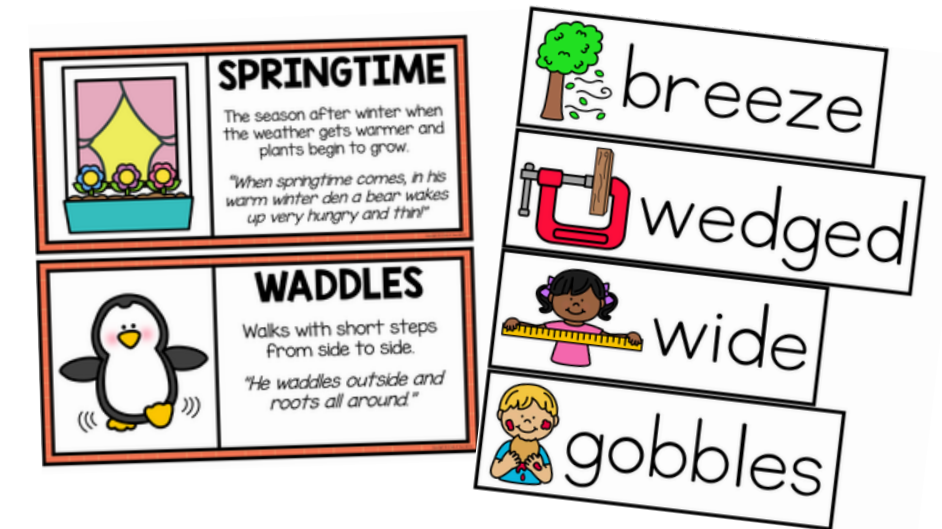
Take a Closer Look:



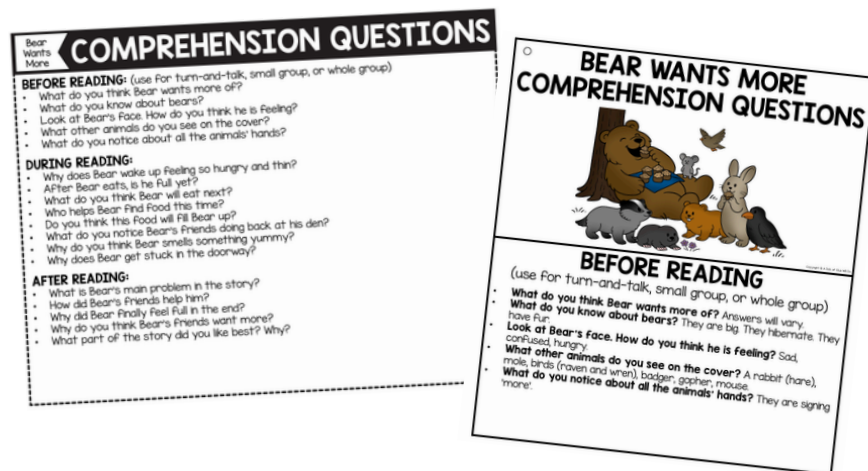
anchor chart



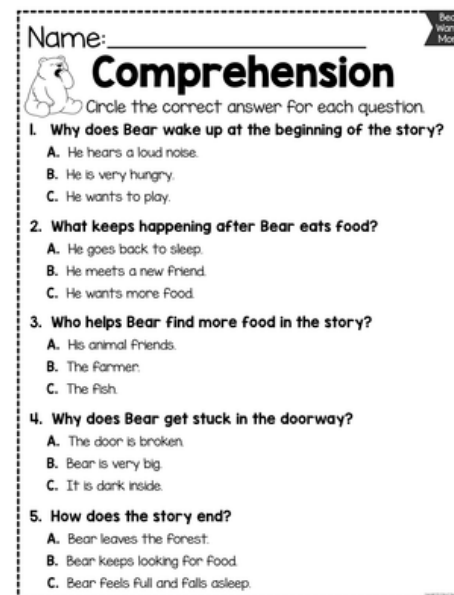
author & illustrator info




vocab & word wall



comprehension tools




comprehension worksheet



vocab support

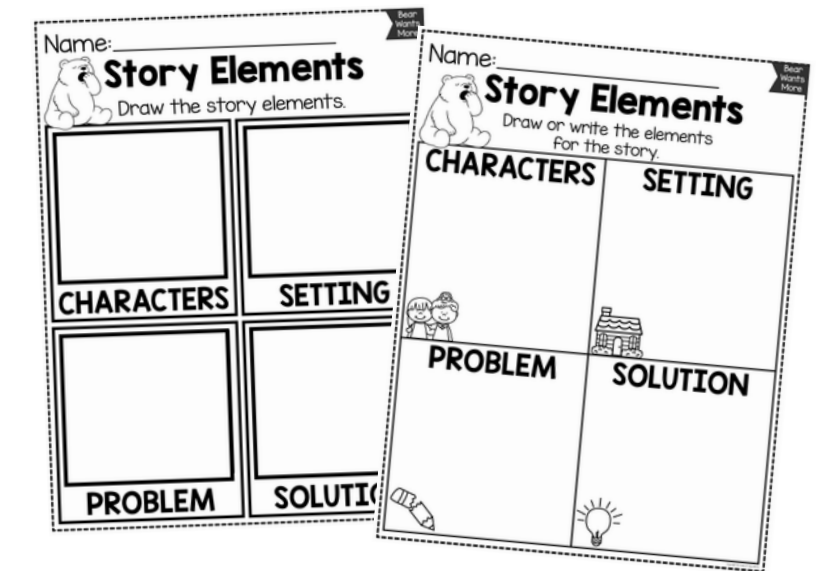
Take a Closer Look:



vocab practice




story elements poster




elements worksheets



writing craftivity



writing prompts



puppets

Take a Closer Look:



craft

Name: _____

Bear's Sequencing

First	Second	Third	Fourth
1	2	3	4

Cut out the pictures and glue in the correct order.

Name: _____

Bear's Sequencing

Cut out the pictures and glue in the correct order.

1	2	3	4
5	6	7	8

cut and paste sequence

Name: _____

Bear's Sequence

Sequence the sentences and draw pictures for each event.

First	Next
Then	Last

Friends throw party. He eats cakes and Falls asleep Full.
Bear eats grass, berries, clover, and Fish, but he still wants more.
Friends throw party. He eats cakes and Falls asleep Full.
Bear eats grass, berries, clover, and Fish, but he still wants more.
Bear wakes up in the spring and is very hungry.
Bear smells something yummy and gets stuck in his den.
Friends throw him a party. He eats honey cakes and Falls asleep Full.
Bear eats grass, berries, clover, and Fish, but he still wants more.

Name: _____

Bear's Sequence

Draw pictures for each event.

First	Next
Then	Last

Bear wakes up in the spring and is very hungry.
Bear's Friends throw him a party. He eats honey cakes and Falls asleep Full.
Bear smells something yummy and gets stuck in his den.
Bear eats grass, berries, clover, and Fish, but he still wants more.

read and sequence

Name: _____

Sequencing

Cut and glue the story events in the correct order.

1	Bear and Mouse eat strawberries, but Bear is still hungry.
2	Bear smells something yummy and Follows his nose back home.
3	Bear catches Fish, but he still wants more.
4	Bear is Full and Falls asleep in the grass.
5	Bear and Hare eat clover, but he wants more.
6	Bear's Friends throw a springtime party for Bear.
7	Bear wakes up and is very hungry.
8	Bear is so big he gets stuck in his den.

Cut and glue in the correct order on previous page.

sentence sequencing

I see Bear

I see Bear

I see Bear

I see Bear

I see Mouse

I see Mouse

I see Mouse

I see Mouse

I See Bear Wants More

I See Bear Wants More

I see reader

Bears

Bears are big mammals

Bears are big mammals

Bears are big mammals


Bears have fur that help them warm

Bears have fur that help them warm

Bears have fur that help them warm

bears reader

Take a Closer Look:



Bear Wants More

Name: _____


CHARACTERS
SETTING
PROBLEM
SOLUTION
FAVORITE PART

flip book activity

Name: _____

Making Predictions

Spring comes, and Bear wakes up.



What do you think Bear will do next?

making predictions

Name: _____

Author's Purpose

Check the author's purpose for writing the book.

The author wrote this story...

- To persuade the reader.
- To entertain the reader.
- To inform the reader.

Draw and write to support the author's purpose.

author's purpose

Name: _____

Main Idea

Draw and write the main idea of the story.

The main idea of the story

Name: _____

Main Idea & Details

Write the main idea of the story.


Draw and write 3 supporting details for the main idea.

main idea & details

Name: _____

My Opinion

Draw and write your opinion of the story.




I think...

Name: _____

My Opinion

Draw and write your opinion of the story.




I think...

opinion writing

Name: _____


Favorite Part

Draw and write your favorite part of the story.

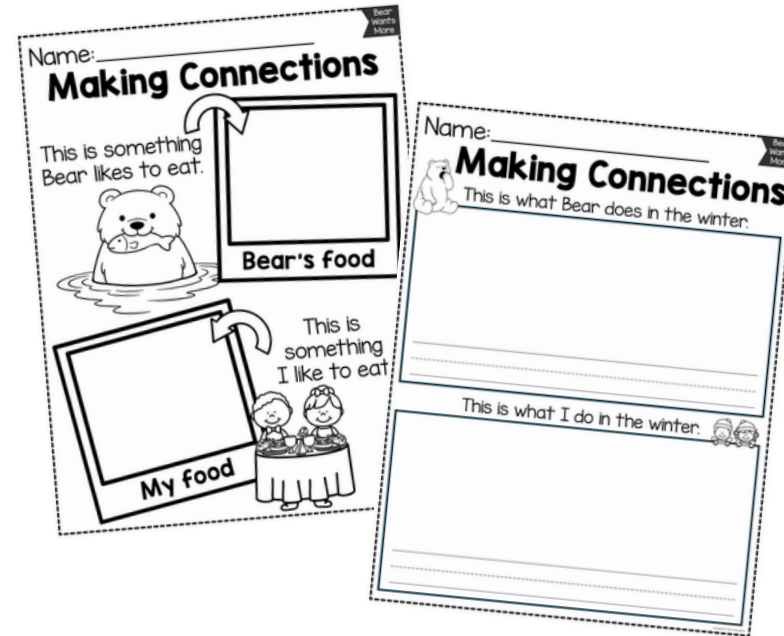


favorite part


Take a Closer Look:




problem & solution



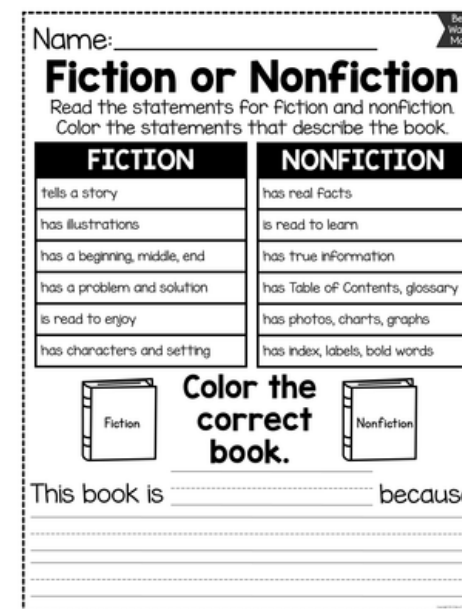
making connections



cause and effect



circle maps



fiction or nonfiction







ABC order

Take a Closer Look:

Name: _____

Character Analysis

Look for clues that describe Bear.
Write the evidence to support your reasoning.

 SEES	
 DOES	
 THINKS	
 FEELS	

character analysis

Name: _____

More Please

Draw and write about a time you wanted more.



writing response

Name: _____

Bear Opposites

Color all the words that mean opposite of **BIG**.


tiny	bulky	little	itty bitty
husky	large	teeny	huge
great	mini	vast	small
giant		petite	

opposites

Name: _____

Fishing with Bear

Color all the fish with FF.



beginning sounds

Name: _____

HONEY CAKE RECIPE

Makes 8 small servings

INGREDIENTS:

- 2 1/4 cups all-purpose flour
- 2 teaspoons baking powder
- 1 teaspoon cinnamon
- 1/2 teaspoon baking soda
- 1/2 teaspoon salt
- 3 eggs
- 1 cup honey
- 1 cup sugar
- 1 cup oil
- 1/2 cup water

DIRECTIONS:










1. Use an oven or crockpot.
2. Preheat oven to 350 degrees. Grease a 9 x 13 pan if using the oven or grease a crockpot.
3. Mix all dry ingredients in a large bowl.
4. Add wet ingredients and stir until smooth. The batter will be thin.
5. Pour batter into the greased pan or crockpot.
6. Bake for 45-55 minutes until a toothpick comes out clean. IF using a crockpot, cook on high until set and lightly golden.
7. Let cool, slice, and enjoy!

honey cake recipe


Name: _____

Count with Bear

Count and glue the number to the correct group.

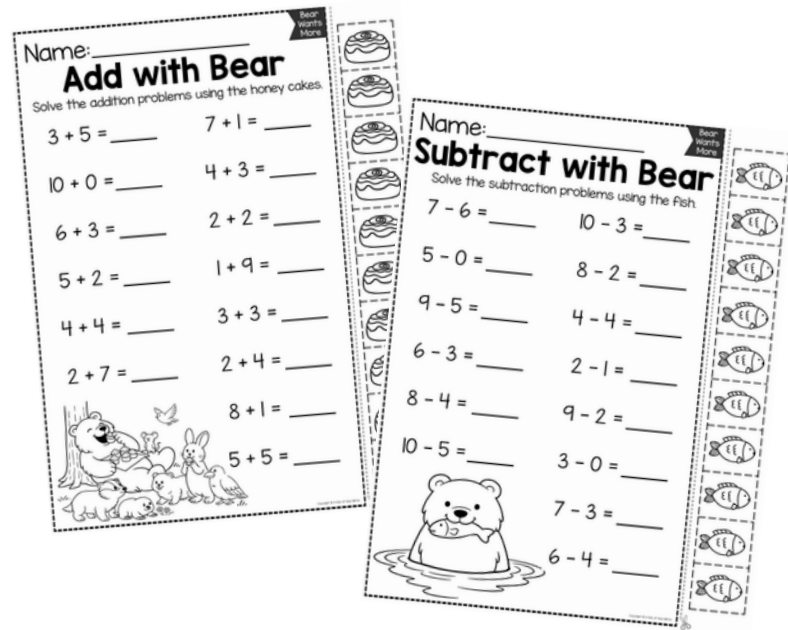
		
		
		

7
3
8
4
6
9
5
2
10

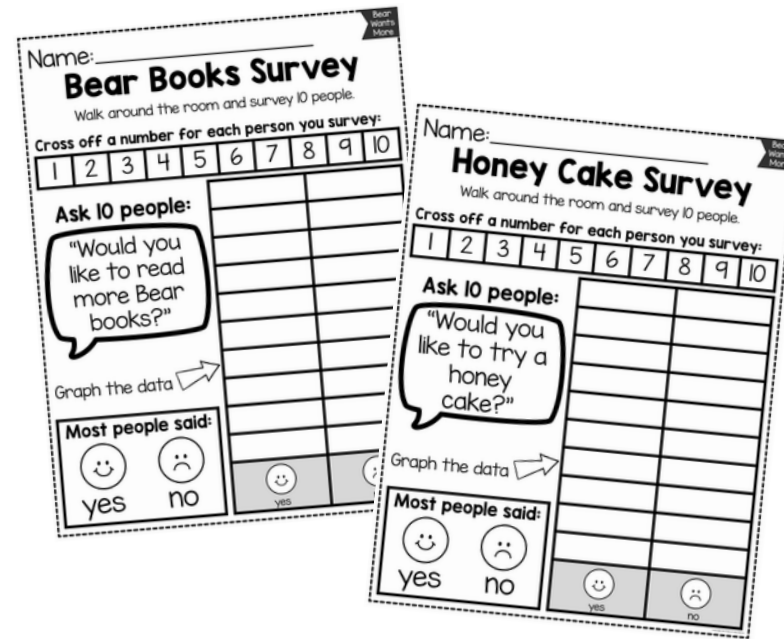


counting


Take a Closer Look:



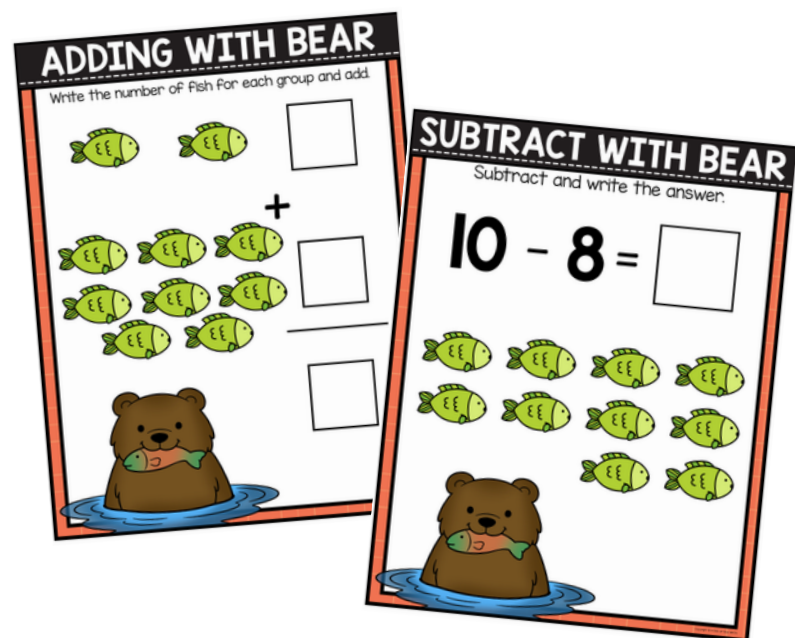
adding & subtracting



survey activities



graphing



add & subtract mats






making 10/20 mats



bear posters


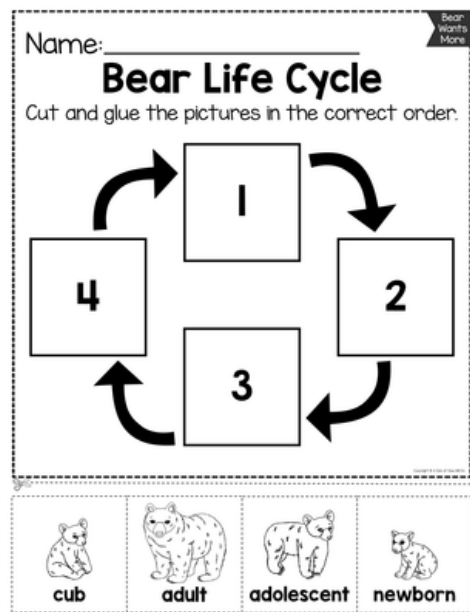
Take a Closer Look:



parts of a bear

life cycle posters

parts worksheet



life cycle worksheet

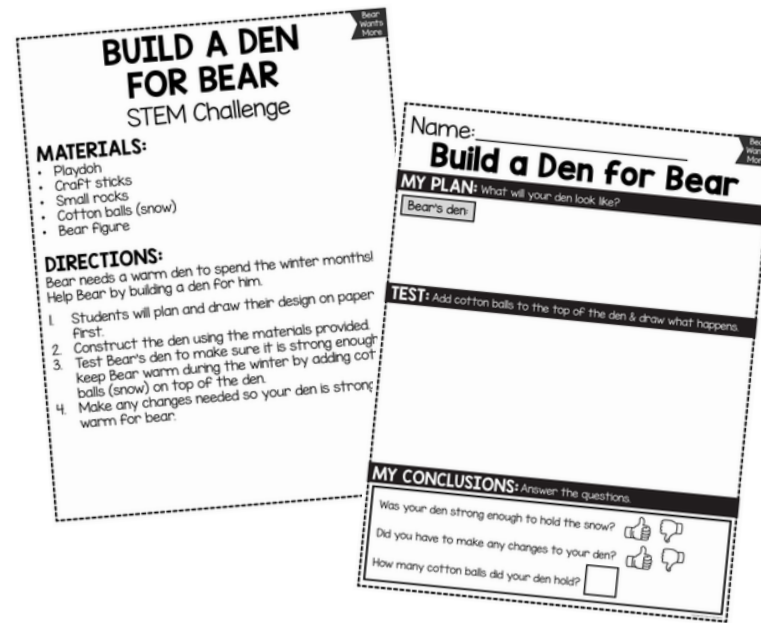
hibernating worksheets

hibernate sort


Take a Closer Look:



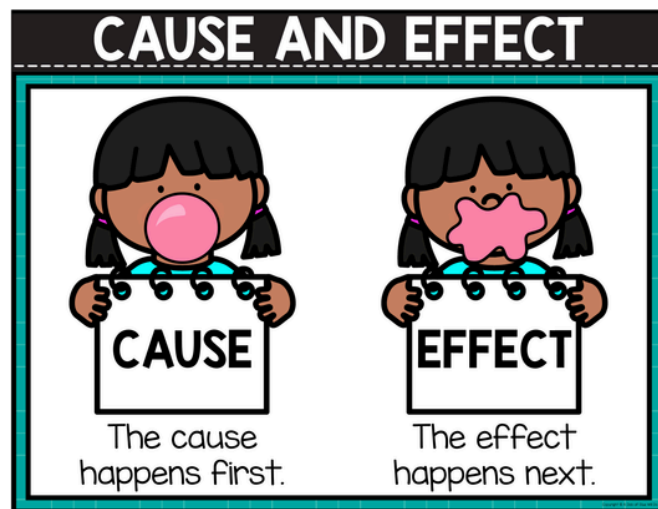
hibernate reader



STEM challenge



cause & effect puzzles



casue & effect poster



make a card for bear



and so much more!

Why Teachers LOVE it:



OPTIONS

- ✓ Variations for differentiating
- ✓ Printables in color and B&W



EASY TO USE

- ✓ Teacher Tools
- ✓ Low-prep
- ✓ Activity Directions



ENGAGING

- ✓ Real Pictures
- ✓ Fun Crafts
- ✓ Hands-on Activities



What Teachers Are Saying



“The children love these activities! It’s a great book companion to work on ELA skills!”



“This book companion is great! I love all of the different activities included! I would definitely recommend!”



“Great book companion! I was able to target so many different goals and cover many standards and my students loved the activities!”



Buy the bundle and SAVE!

- ✔ Save over \$240
- ✔ Get over 30 stories
- ✔ Get literacy, math, & science activities

CLICK HERE 

BOOK COMPANION MEGA BUNDLE



GROWING  **34 STORIES**

meet the team

I'm Jennifer... I am the founder and creator of A Dab of Glue Will Do and Dollar Teachers Club. I taught Kindergarten and 1st grade. I have a stash of chocolate in my desk and a Starbucks tea in my hand to keep me going. I love reading and watching my kiddos play soccer and do taekwondo.

jennifer



Here at A Dab of Glue Will Do, our team makes the lives of busy teachers a little easier by creating meaningful classroom resources to engage, encourage, and meet the needs of their little learners.

When you purchase from us, know that you're getting quality products made by teachers, for teachers. Customer service is our top priority, so please reach out to us with any questions or concerns.



Join the Club!

When you join the Dollar Teachers Club, you get access to all of the printable AND digital products we've ever made, all of our freebies, exclusive members-only monthly resources, and lots more, all in ONE place. Save money, stress, and lots of time, and join the Dollar Teachers Club today!

DOLLAR TEACHERS club 



Let's Connect! ❤️



Did you know we send out freebies and teacher tips every Sunday? Want to be the first to know when we have a new product, sale, or special event?

Click the button below to join our community.

