


# GETTING STARTED *with* WINTER

Your students are going to love learning all about the season of winter through exploration with real world connections, and you are going to love all that is packed in this Winter Season Unit! This overview is set up to show you everything that is included and how it can be used best. Pick and choose what works for you and your students.

# LESSON PLANS

These comprehensive lesson plans are ready for you to integrate learning about the season of winter into every aspect of your classroom. They are perfect for supplementing existing curriculum or pulling engaging activities when you're short on time.



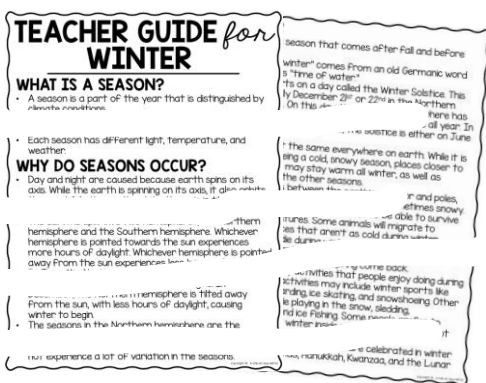
# AT-HOME LETTER

Send home these notes and let families know what their children are learning about in science. This letter also includes ideas for families to extend the learning at home.



# TEACHER GUIDE

Everything you need to know about teaching about the season of winter is ready for you in this guide. When students want to dig deeper, you will be prepared with fun facts to keep their interest and deepen their knowledge.



**SCIENCE CENTER for WINTER**  
GETTING STARTED  
Fill your center with lots of fun materials that

**SHARING TIME**  
Have the students who went to the science center that day tell the class what they discovered or observed and how it was.

Have the students who went to the science center that day tell the class what they discovered or observed and how it was.

Have the students who went to the science center that day tell the class what they discovered or observed and how it was.

Have the students who went to the science center that day tell the class what they discovered or observed and how it was.

# SCIENCE CENTER

Use this guide for tips on how to set up your science center and keep students motivated to enter the science center each day to make new discoveries.

**QUESTIONS TO ASK for WINTER**

1. What is the weather like in winter you live?  
2. What months are part of winter you live?  
3. What do you like about winter?  
4. What do you wear during the winter?  
5. What do you like about winter?  
6. What do you wear during the winter?  
7. What holidays do you celebrate in winter?  
8. What do you like about winter?  
9. What do you wear during the winter?  
10. What holidays do you celebrate in winter?

**SCIENCE talk**

How would you know? Why do you think that? What else might have caused? How would you know? Why do you think that? What else might have caused? How would you know? Why do you think that? What else might have caused?

## QUESTIONS

Encourage your students' natural curiosities with questions regarding the season of winter. You may also print off the provided list of open-ended questions that can be used with any science lesson to encourage "science talk" with your class.

**WINTER BOOKS**  
To help with the planning of your Winter Unit, we have curated a list of our favorite winter books.

Click anywhere on the page to be taken to our Amazon Favorites.



## BOOKS LIST

To make planning easy, we have curated a list of our favorite winter books that will engage your students while they learn new information.

**WINTER VIDEOS**  
To help with the planning of your Winter Unit, we have curated a list of our favorite winter videos.



Everything about Winter Season  
What is Winter?

Brrr! 5 Winter Videos  
What is the Winter Season

To play each video, first click the "play" button and then click the bottom right-hand corner for the video to open in a tab.

## VIDEOS LIST

To make planning easy, we have curated a list of our favorite winter videos. Each picture is linked to the corresponding video.

**WINTER SONGS**  
To help with the planning of your Winter Unit, we have curated a list of our favorite winter songs.



Wintertime is Here  
Winter Season Song for Kids  
Winter Season Song  
I Like Winter  
Winter Season Song  
Winter Hokey Pokey

To play each video, first click the "play" button and then click the bottom right-hand corner for the video to open in a tab.

## SONGS LIST


Our song list is linked and ready to use with your students. You can show them the video with the song, or simply play the song in the background during center time, dismissal, clean-up, or any other transition during the day.

# LESSON CONTENT *for* WINTER



## WINTER POWERPOINT

This includes a PowerPoint to project on a smartboard and printable posters to use as a big book or display in your science center.



## IN THE WINTER I SEE HAT

Students can complete this hat after learning about winter and all the things that they might see during the season.

Name: \_\_\_\_\_

Do I See This in Winter?

Cut and paste the pictures to the correct group.

YES	NO

## THINGS WE SEE WORKSHEET

Students can show what they've learned about things people see in the winter with this sort worksheet.



## THINGS WE WEAR AND DO POWERPOINT


This includes a PowerPoint to project on a smartboard and printable posters to use as a big book or display in your science center. The PowerPoint and posters discuss things people do and wear in winter.





## THINGS WE WEAR AND DO SORT

After discussing what people wear and do during the winter, use this sort as a whole group activity or in a center to review.




## THINGS WE WEAR AND DO WORKSHEETS

Students can show what they've learned about things people do and wear in the winter with these sort worksheets.



## TREES THROUGH THE SEASONS POWERPOINT

This includes a PowerPoint to project on a smartboard and printable posters to use as a big book or display in your science center that discuss how trees look throughout the different seasons.



## WINTER TREE CRAFT

Students can make this hands-on winter tree craft using ripped up paper or paint. Differentiated writing options included.



## ANIMALS IN THE WINTER POWERPOINT

This includes a PowerPoint to project on a smartboard and printable posters to use as a big book or display in your science center. This PowerPoint covers what different animals do during the winter.



# ANIMALS IN THE WINTER WORKSHEETS

After discussing what different animals do during the winter, students can complete one of these nonfiction writing activities to show what they know.



## WINTER REVIEW CRAFTIVITY

Students can make this flip book craftivity to culminate the unit and show what they've learned about winter.




YES NO

## WINTER QUESTION

Use this class question to engage students in discussions about the season.

# BONUS MATERIALS for WINTER



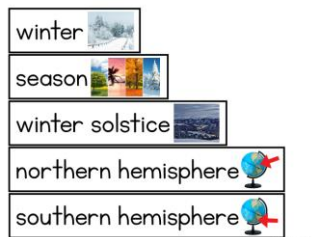
## WRITING CENTER

Set up your writing center with word cards and writing papers that meet the needs of your students. No writing lines or list writing paper? There is something for every learner.



## DEFINITION POSTERS

These posters use real-life pictures and simple definitions that are easy for students to understand. Hang them up in your science center, add new ones to your whole group area each day, or project on your smart board.



## WORD WALL

Add the new vocabulary you are introducing to your students throughout the week to the word wall. Students can refer to these words throughout the year.




## CIRCLE MAPS

Use these circle maps when introducing the season and different aspects of the season to see what your students know, or after you teach the unit for them to demonstrate their new knowledge. These can be used individually, as a graphic organizer, or as a whole group.



# WINTER COLORS EMERGENT READER

Students can practice reading, numbers, and colors while reading and completing this interactive easy reader. After reading the book in whole group, copies can be put in the reading center or sent home for extra practice.



## WHAT DO WE DO IN THE WINTER EMERGENT READER

Students can practice reading while learning about what people do during winter with this easy reader. With a color option, an interactive option, and black and white clipart option, use the reader that best fits your students' needs.



## WHAT DO YOU SEE IN THE WINTER EMERGENT READER


Students can practice reading while learning about what you might see during winter with this easy reader. With a color option, an interactive option, and black and white clipart option, use the reader that best fits your students' needs.



## FINGERPLAY

Use this Fingerplay to transition throughout the unit. Put a copy in the library center for students to practice.





# GRAPHIC ORGANIZERS

Graphic organizers can be used as a stand-alone activity or as an introduction to a writing activity. Use this five senses graphic organizer or the Venn diagram to dive deeper into the season you're studying.



## WRITE OR DRAW WORKSHEETS

These worksheets come with options for writing and drawing about the season, including what you see, wear, and do in the season.



## WINTER VOTING

At the end of the unit, take a class vote to see if they like the season or not and discuss why or why not.



## IS THIS WINTER SORT


Use this general season sort to have students show what they've learned about the season they've studied.



## WINTER BINGO

Students will have a blast playing this bingo game, all while practicing seasonal vocabulary. Perfect for a fun Friday activity or to culminate the unit, the bingo boards and calling cards are available in color and black & white.






# SENSORY BIN

Use these sensory bin ideas, directions, and pieces to engage your students in hands-on learning through play throughout the unit.



# WINTER SEQUENCING

Students can practice sequencing and retelling the life cycle of a snowman with this winter sequencing activity.



# WINTER STEM

Students can attempt this winter STEM challenge using common classroom materials.