


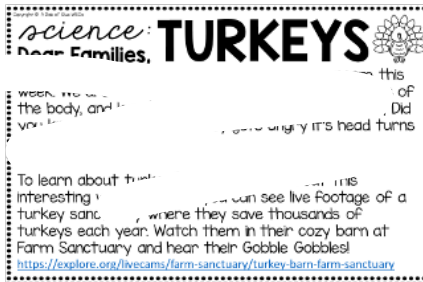
# GETTING STARTED *with* TURKEYS

Your students are going to love learning all about turkeys through hands-on exploration with real world connections, and you are going to love all that is packed in this Turkeys Unit! This overview is set up to show you everything that is included and how it can be used best. Pick and choose what works for you and your students.




# LESSON PLANS

These comprehensive lesson plans are ready for you to integrate turkeys into every aspect of your classroom. Our plans are also perfect for supplementing an existing curriculum or pulling just-right engaging activities when you are short on time.




# AT-HOME LETTER

Send home these notes and let families know what their children are learning about in science. This letter also includes ideas for families to extend the learning at home.



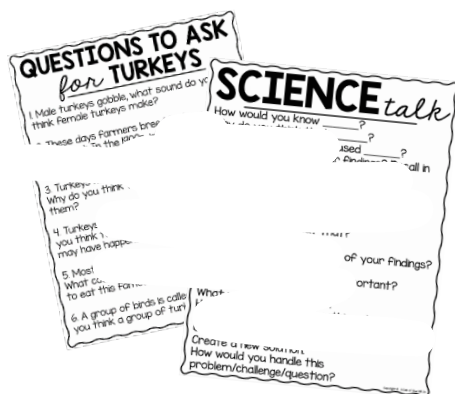
# TEACHER GUIDE

Everything you need to know about turkeys is ready for you in this guide. When students want to dig deeper, you will be prepared with fun facts to keep their interest and deepen their knowledge.



# SCIENCE CENTER

Use this guide for tips on how to set up your science center and keep students motivated to enter the science center each day to make new discoveries.



## QUESTIONS

Encourage your students' natural curiosities with questions regarding turkeys. You may also print off the provided list of open-ended questions that can be used with any science lesson to encourage "science talk" with your class.



## BOOK LISTS

To make planning easy, we have curated a list of our favorite turkey books that will engage your students while they learn new information.



## VIDEO LISTS


To make planning easy, we have curated a list of our favorite turkey videos. Each picture is linked to the corresponding video.



## SONG LISTS

Our song list is linked and ready to use with your students. You can show them the video with the song, or simply play the song in the background during center time, dismissal, clean-up, or any other transition during the day.

# LESSON CONTENT *for* TURKEYS



## TURKEY FACTS POWERPOINT

This includes PowerPoints to project on a smartboard and printable posters to use as a big book or display in your science center.




## TURKEY EMERGENT READER

Students can practice one-to-one correspondence while reading this easy reader. After reading the book in whole group, copies can be put in the reading center or sent home for extra practice.



## QUESTION OF THE WEEK

Use this question to engage your students about their holiday traditions.




## PARTS OF A TURKEY POSTER


Use this poster to show students the different parts of a turkey.

## PARTS OF A TURKEY WORKSHEET

After teaching your students about the parts of a turkey, have them trace over the different parts on their own paper and/or complete one of the glyph activities.








# LIFE CYCLE POSTERS

Use these posters to teach your students about the life cycle of a turkey. Use either or both versions, one with clipart and one with real-life photos.



# LIFE CYCLE HAT

Students can show what they know about the order of the turkey life cycle with this fun hat.



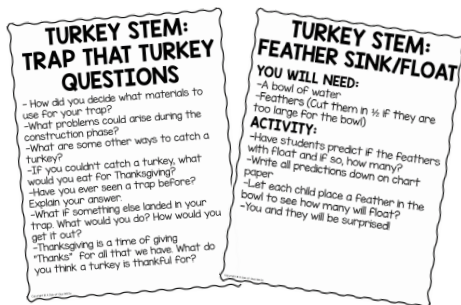
# TURKEY FINGERPLAY

Use this Fingerplay to transition throughout the unit. Put a copy in the library center for students to practice.



# TURKEY SHAPE CRAFT

Use this easy-to-prepare and easy-to-make craft to review shapes and practice cutting and fine motor skills with your students. They will make a fantastic Thanksgiving decoration or November bulletin board.



# STEM CENTERS

Use these STEM activity ideas throughout your animal study. Complete the activity as a whole group or place the materials in a center and let your students explore.

# BONUS MATERIALS for TURKEYS



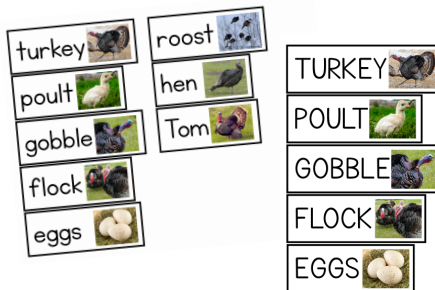
## WRITING CENTER

Set up your writing center with word cards and writing papers that meet the needs of your students. Need all uppercase letters or just lowercase? No writing lines or list writing paper? There is something for every learner.



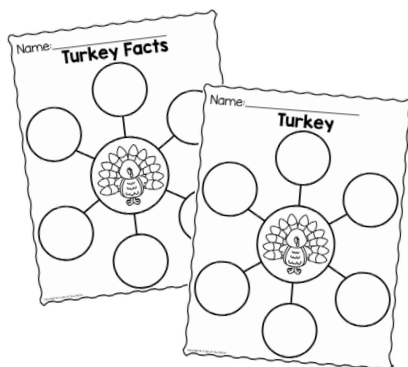
## DEFINITION POSTERS

These posters use real-life pictures and simple definitions that are easy for students to understand. Hang them up in your science center, add new ones to your whole group area each day, or project on your smart board.





## WORD WALL

Add the new vocabulary you are introducing to your students throughout the week to the word wall. Students can refer to these words throughout the year.



## CIRCLE MAPS

Use these circle maps when introducing spiders to see what your students know, or after you teach the unit for them to demonstrate their new knowledge. These can be used individually, as a graphic organizer, or as a whole group activity.



Animal Research	
By:	Appearance
Habitat	Diet




# TURKEY FACTS OR ANIMAL RESEARCH CRAFT

Culminate the unit with this turkey craft that can double as a research project! Use the craft template to have your students make an adorable turkey with or without one of the research sheets added for them to show what they've learned.



## 5 LITTLE TURKEYS EMERGENT READER

Students can practice one-to-one correspondence while reading this easy reader. After reading the book in whole group, copies can be put in the reading center or sent home for extra practice.



## TURKEY BINGO

Add Turkey Bingo games to your lesson plans as a fun way to practice listening skills. Prep for Fun Friday or have a volunteer play with students at a center. Bingo boards and calling cards are included in color or black & white for the life cycle version and turkey jobs version.

can	have	are
Name: _____		
TURKEYS		
can	have	are

## CAN HAVE ARE ACTIVITY

After learning about turkeys, complete this Can-Have-Are chart as a whole group and/or independently.