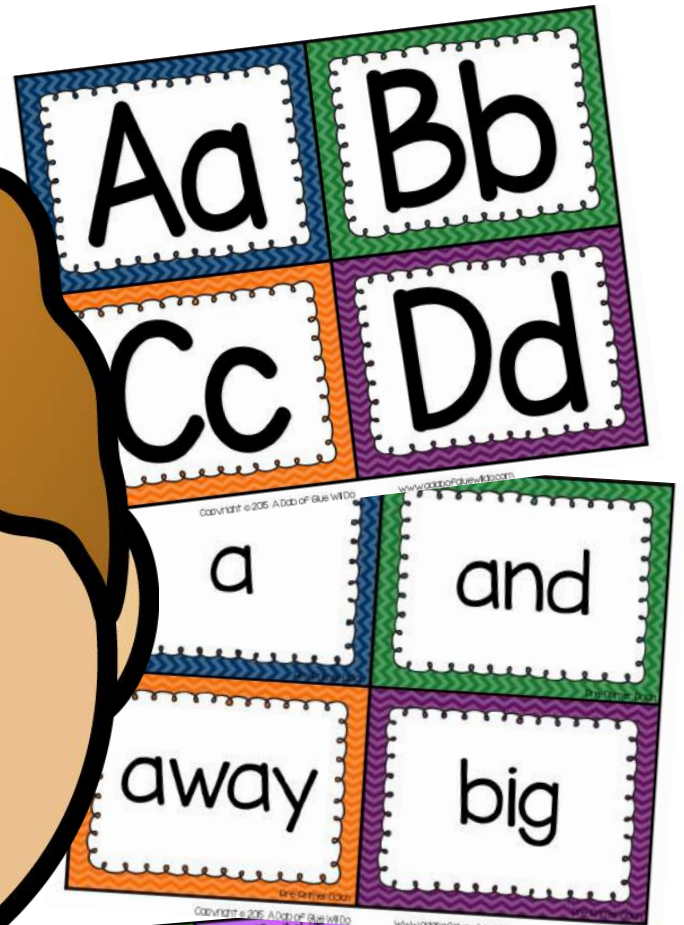




Sight Words

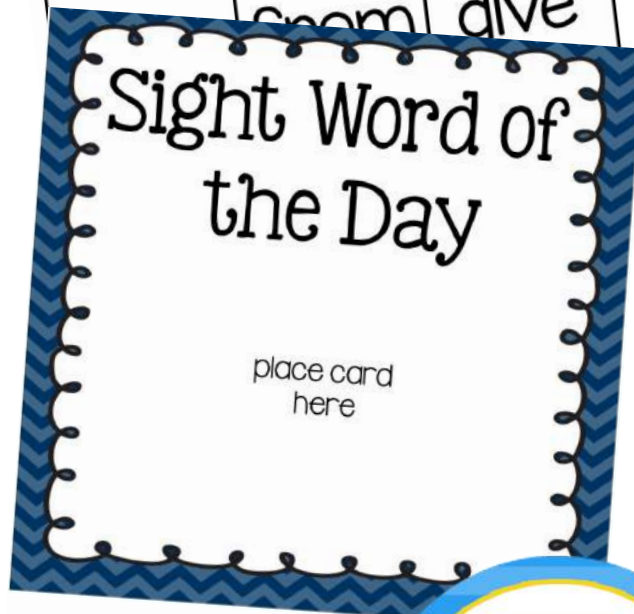
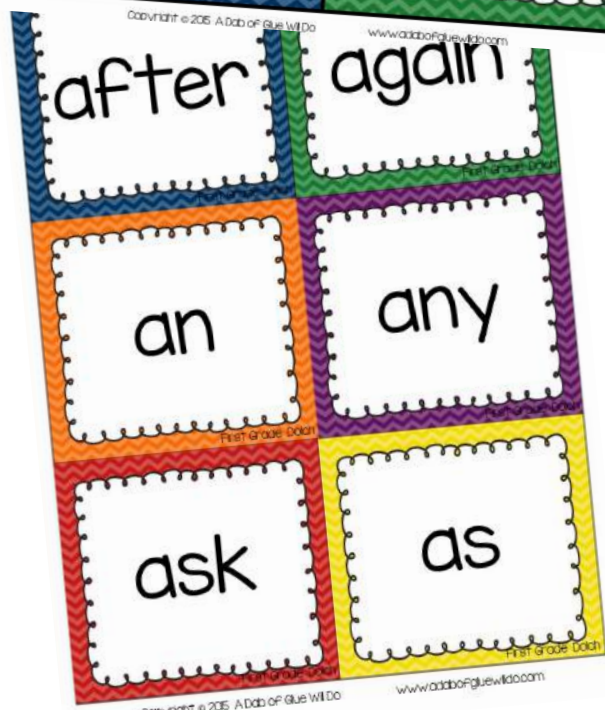
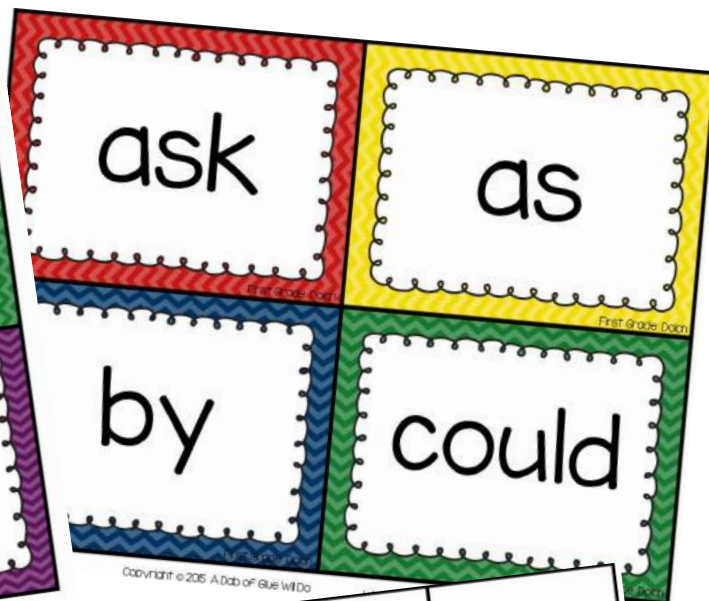
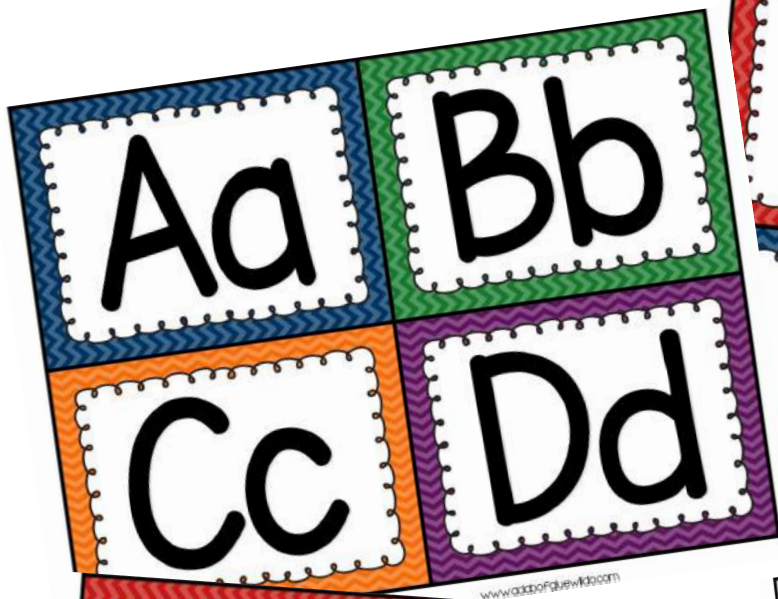
First Grade Dolch




Say it	Build it	Write it
him		him
I got him a ball. 		

Copyright © 2005 A Dab of Blue Will Do www.mindofmrsjones.com





Say It	Build It	Trace It
him		him
Say It Write It Create It	I got him a ball. 	



Name: _____

Copyright © 2015 A Dab of Glue Will Do www.adabofgluewilldo.com

Name: _____ First Grade Dolch

Graph a Word

again an any again ask
any ask an after any
again again ask an
after an any again

after	again	an	any	ask

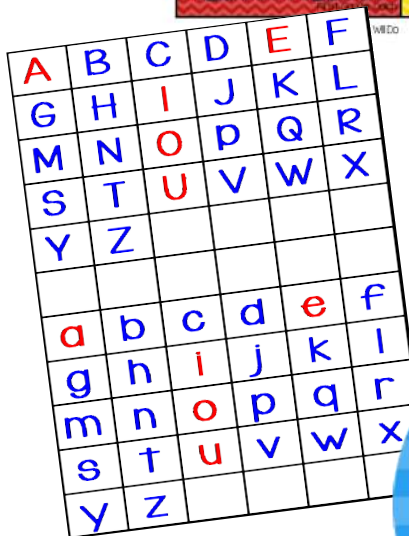
Which word had the most graphed? _____
Which word had the least graphed? _____

Copyright © 2015 A Dab of Glue Will Do www.adabofgluewilldo.com

BUILD A WORD

Directions: Use the letter tiles to build each word.

going						
had						
has						
her						
him						
his						



SIGHT WORDS

First Grade Dolch Word Assessment



after	again	an	any	c
by	could	every	fly	fr
going	had	has	her	hi
how	just	know	let	live
of	old	once	open	over
round	some	stop	take	than
then	think	walk	were	when

Date Checked: _____ Color Use: _____

Copyright © 2015 A Dab of Glue Will Do

www.adabofgluewilldo.com

start Who has... may	I have... may Who has... over
I have... over Who has... an	I have... an Who has... old
I have... old Who has... some	I have... some Who has... by

Copyright © 2015 A Dab of Glue Will Do www.adabofgluewilldo.com



Name: _____

Sight Word sorting

2 letter words	3 letter words	4 letter words	5 letter words	Other number words

Sight Word Sorting Mat

Directions: Cut out these words. Count how many letters are in each word and glue in the correct box on the sorting mat.

after	again	an	any	ask
as	by	could	every	fly
from	give	going	had	has
her	him	his	how	just
know	let	live	may	of
old	once	open	over	put
round	some	stop	take	thank
them	then	think	walk	were
when				

Copyright © 2015 A Dab of Glue Will Do

www.adabofgluewilldo.com

First Grade Dolch

Name: _____ First Grade Dolch

Roll, Read, and Rainbow

Directions: Roll the dice, read and rainbow the word. Then repeat.



think	could	has	let	once	give
after	just	over	take	ask	his
going	old	an	her	from	may
some	then	every	were	every	them
of	round	stop	thank	him	as
how	again	know	fly	when	walk
by	had	any	open	live	put

her	open
-----	------

open	from
------	------

from	walk
------	------

Name: _____

First Grade Dolch Words ABC Order

him	could	fly
over	after	put
walk	stop	

1. _____
2. _____
3. _____
4. _____
5. _____
6. _____
7. _____
8. _____

Copyright © 2015 A Dab of Glue Will Do

www.adabofgluewilldo.com

Sight Words Tic-Tac-Toe

Directions: Choose nine words from the word wall. Write one word in each box. Your teacher will read out one word at a time. If your word is called, place a large "X" in that box. First person to get three in a row wins!

