

SEA TURTLES



PK



Make learning about sea turtles fun and engaging!

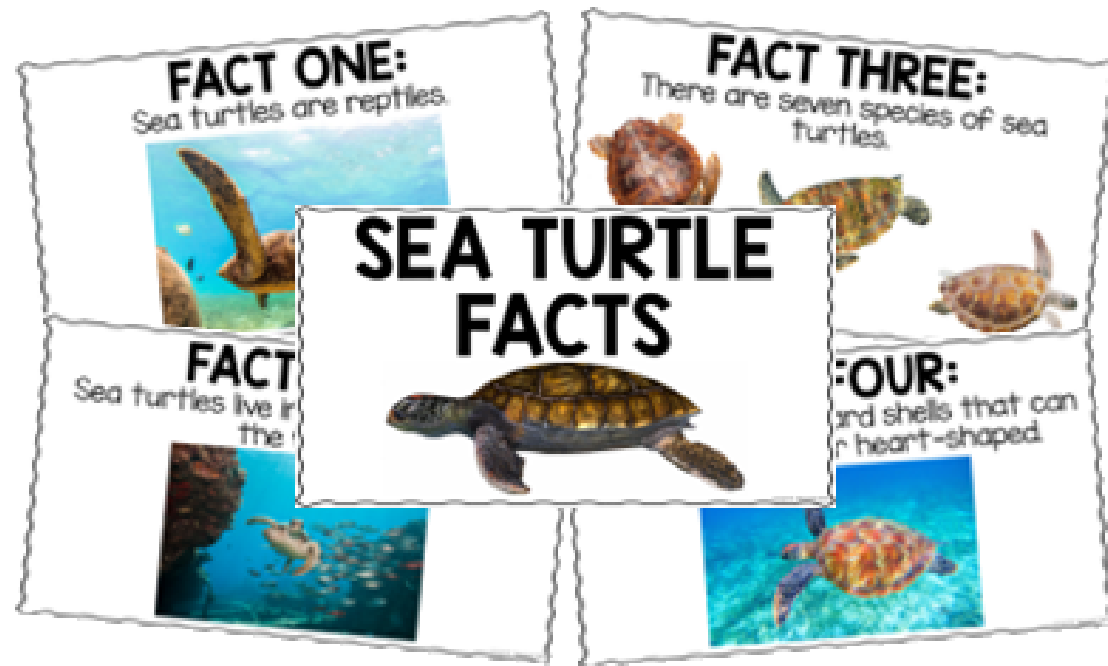
scroll
to take a
peek
inside




Here is what is included:

- ✔ Lesson plans for a week
 - ✔ PowerPoints and printable posters
 - ✔ Teacher resources to make instruction easier
 - ✔ Life cycle posters and hat
 - ✔ Sensory bin and STEM activities
 - ✔ Adorable crafts and writing center
 - ✔ Emergent readers
- ...and SO much more!

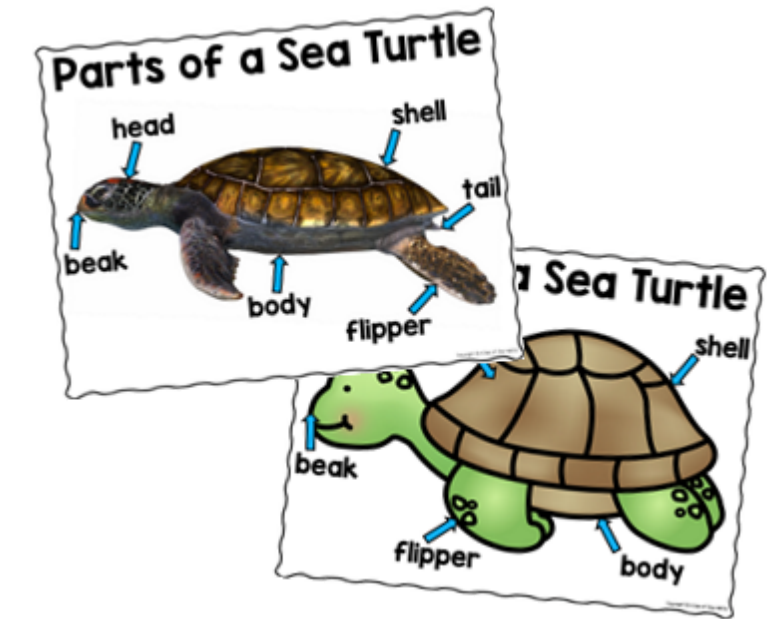
Take a Closer Look:




sea turtle powerpoint




facts emergent reader




sea turtle parts



parts worksheets



life cycle posters



life cycle hat

Take a Closer Look:

Sea Turtle, Sea Turtle

Sea turtle, sea turtle,
Swimming in the sea.
(pretend to swim)


The hard shell on my back helps protect me!
(point a thumb towards your back)

Sea turtle, sea turtle,
swimming all around.
(pretend to swim)

My four flippers help me swim and move on the ground.
(touch the ground)

Sea turtle, sea turtle,
swimming nice and slow.
(pretend to swim slowly)

I let the ocean guide me and just go with the flow!
(put hands out and glide back and forth)



fingerplay



sea turtle craft

SEA TURTLE SENSORY BIN

Sensory bins encourage open-ended thinking, language development, and help build fine motor skills. Create this sea turtle sensory bin for students to explore.

SUGGESTED MATERIALS

- Sensory table or bins
- Plastic/toy sea turtles
- Play sand
- Large pan or bowl
- Water
- Shells

DIRECTIONS

- Add sand to one half of the sensory table or bin.
- Add water to a large pan or bowl and place it in the other side of the table or bin.
- Add pretend sea turtles and shells.
- Allow students to explore.

Optional: Add a few white beans to the sand for students to use as turtle eggs.

SEA TURTLE STEM STACKING CHALLENGE

SUPPLIES

- Water bottle caps (the twist on kind)
- Green construction paper
- Scissors
- Glue
- Black Marker
- Optional green paint

DIRECTIONS

- Draw your own sea turtles or use the template to trace or print out. Cut them out.
- Gather bottle caps. If caps are not green, you can paint them or leave as is.
- Glue one bottle cap to the top of each turtle to make the shell. Let dry.
- Draw eyes and a mouth on the turtle heads.
- Once dry, challenge students to try to stack the turtles. You can also have a deck of number cards and have students pick a card and try to balance and stack that many turtles on top of each other. Another option is to challenge students to stack a certain number of turtles in a specific amount of time.
- After challenge is over, ask students these questions:
 - What was the hardest part about stacking the turtles? The easiest part?
 - What would make stacking easier?
 - What do you wish you did differently?
 - What was the highest number you got to?

STEM & Sensory bin

Animal Research

By: _____

Appearance: _____

Habitat: _____

Diet: _____

Sea Turtle Facts

- Sea turtles can swim.
- Sea turtles lay eggs.
- Sea turtles have a shell.
- Sea turtles have flippers.
- Sea turtles live in the ocean.




research craft

Little Sea Turtles


In a pit are little sea turtles
flippers for legs.


Little Sea Turtles


In a pit are little sea turtles
flippers for legs.



emergent reader

can 


have 

are 

Name: _____

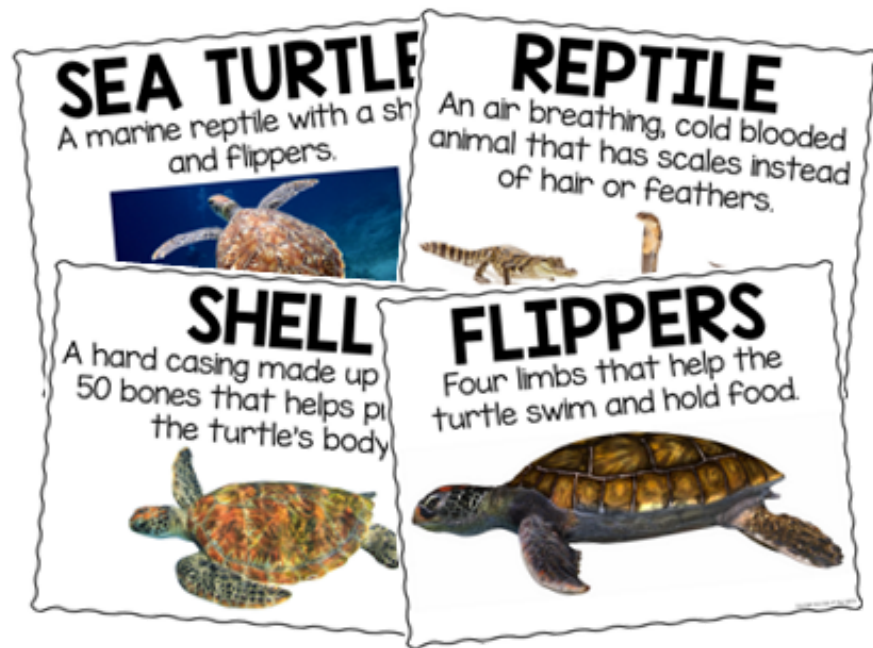
SEA TURTLES

can	have	are
-----	------	-----




can-have-are


Take a Closer Look:




definition posters




writing center




word wall



weekly question



circle maps



bingo game

Take a Closer Look:

SEA TURTLE science

MATERIALS needed

- Sea turtle books (see list)
- Construction paper
- Copy paper
- Glue
- Scissors
- Stapler/staples
- Glue sticks
- Bottle caps

M Monday	SEA TURTLE INTRODUCTION -Read a nonfiction sea turtle book. -Introduce sea turtles by completing the Sea Turtle Facts PowerPoint. -Answer Question of the Week: Would you like to live underwater? -Read the Sea Turtle Emergent Reader. <i>(Each day please see our selection of Sea Turtle songs, books, and videos!)</i>
T Tuesday	PARTS OF A SEA TURTLE -Read a nonfiction sea turtle book. -Using the Parts of a Sea Turtle poster, introduce the different parts that make up a sea turtle. -Complete Parts of a Sea Turtle worksheet.
W Wednesday	SEA TURTLE LIFE CYCLE -Read a nonfiction sea turtle book. -Introduce the Sea Turtle Life Cycle poster. -Make the Sea Turtle Life Cycle hat!
Th Thursday	SEA TURTLE FINGERPLAY AND CRAFT -Read a nonfiction sea turtle book. -Sing the Fingerplay. -Complete the Sea Turtle Craft!
F Friday	SEA TURTLE STEM CHALLENGE -Read a nonfiction sea turtle book or "Turtle the Turtle". -Review the Fingerplay. -Complete the STEM activity.

lesson plans

science: SEA TURTLES

Dear Families,

We are learning all about sea turtles in the classroom this week. We will be exploring where sea turtles live, what they eat, and what they can do. Ask your child to share sea turtle facts with you this week!

At-Home Activity:

You can learn all about sea turtles at home! Go to <https://www.cmaquarium.org/webcams/mavis-rescue-hideaway-cam/> to watch a real sea turtle in action! Check to see if your local aquarium has any sea turtles in their care. You can also "adopt" a real sea turtle and follow its every move by searching "World Wildlife sea turtle adoption" on google. You can also check your local library's nonfiction children's section to find stories about sea turtles and other marine life!

at-home letter

TEACHER GUIDE for SEA TURTLES

GENERAL CHARACTERISTICS

- Sea turtles have a bony top shell and scales on the bottom shell. The horny scales covering a sea turtle's head and neck are called scutes. Leatherbacks don't have a shell but instead a firm, leathery layer of skin.
- Sea turtle shells can be round, oval, or heart-shaped and are made of over 50 bones fused together. The scutes protect their bodies. Sea turtles have spiny bones that help them float.
- Sea turtles are different colors depending on the species. Some are olive-gray color, hawksbills are reddish brown, and leatherbacks are black with white spots. Green sea turtles are shades of brown.
- Sea turtles are cold blooded.
- There are seven types of sea turtles: leatherback, green, flatback, loggerhead, hawksbills, Kemp's ridley, and olive ridley. Sea turtle features, habitat, behaviors, etc. all differ between species.
- As of 2023, scientists estimate that there are only 6.5 million sea turtles left in the wild.

WHERE DO SEA TURTLES LIVE?

- Sea turtles live in tropical and temperate oceans.
- Young sea turtles live in the open ocean. They're born on the sand and then travel as fast as they can by swimming and attaching to seaweed and other floating matter until they are in deeper waters.
- The first few years of a turtle's life are a mystery to marine scientists as it's hard to follow and study young sea turtles when they are in the deep, vast open ocean.
- Later in life, most sea turtles live in coastal waters. Although, leatherback and olive ridleys remain in open waters for most of their lives.
- Some sea turtle species migrate very long distances while others stay close to home. Some will even cross entire oceans.

Fun Facts:

- Sea turtles are reptiles that live in the ocean.
- There are seven types of sea turtles: leatherback, green, flatback, loggerhead, hawksbills, Kemp's ridley, and olive ridley.
- Sea turtles are cold blooded.
- There are seven types of sea turtles: leatherback, green, flatback, loggerhead, hawksbills, Kemp's ridley, and olive ridley.
- Sea turtle features, habitat, behaviors, etc. all differ between species.
- As of 2023, scientists estimate that there are only 6.5 million sea turtles left in the wild.
- Sea turtles live in tropical and temperate oceans.
- Young sea turtles live in the open ocean. They're born on the sand and then travel as fast as they can by swimming and attaching to seaweed and other floating matter until they are in deeper waters.
- The first few years of a turtle's life are a mystery to marine scientists as it's hard to follow and study young sea turtles when they are in the deep, vast open ocean.
- Later in life, most sea turtles live in coastal waters. Although, leatherback and olive ridleys remain in open waters for most of their lives.
- Some sea turtle species migrate very long distances while others stay close to home. Some will even cross entire oceans.

teacher guide

SCIENCE CENTER for SEA TURTLES

GETTING STARTED

Fill your center with lots of fun materials that your kids can use to investigate and explore sea turtles. This could include sea turtle life cycle figures or cards, sea turtle figurines, parts of a sea turtle posters, non-fiction texts about sea turtles, and vocabulary cards.

SHARING TIME

- Have the students who went to the science center that day tell the class what they discovered or observed and any questions they may have. We have a list of open-ended questions in this unit.
- If a child makes an exciting discovery in the science center, you can ask classmates to join you near the science center so your little scientist can share their findings and enthusiasm in just a short minute or two.
- Use a sign or chant that designates it is time for the kids to congratulate the scientist and return to their center. It can be as simple as a fist bump, high five, thumbs up, or a saying like, "Good Job, Good Job, Hey!"
- Your student's enthusiasm in the science center will entice others to go there tomorrow.

science center

QUESTIONS TO ASK for SEA TURTLES

SCIENCE talk

- Can you draw a picture of a sea turtle and then label its parts?
- How does a sea turtle survive in water?
- Why do you think sea turtles lay eggs on land and not in the water?
- Why do you think a sea turtle lives so many years?
- What do you think a sea turtle helps them with?
- What would it be like if you and I lived underwater?
- Does a sea turtle remind you of any other animals?
- How is a sea turtle similar to reptiles? How are they different?
- What makes a sea turtle a tortoise?

How would you know _____?
Why do you think that _____?
What else might have caused _____?
How can you explain your findings? Recall in your own words.
How was it different than _____?
How will you know if _____?
Do you think you could _____?
How did you decide _____?
Can you tell me about that?
How does that work?
Can you draw me a picture of your findings?
What will happen if _____?
What do you think is most important?
What happened when _____?
What would you change if _____?
How is this similar to something else you know?
Can you think of another way _____?
Create a new solution.
How would you handle this problem/challenge/question?

science questions

SEA TURTLE BOOKS

To help with the planning of your Sea Turtle Unit, we have curated a list of our favorite sea turtle BOOKS.

Click on a picture to be taken to the book on Amazon.

SEA TURTLE VIDEOS

To help with the planning of your Sea Turtle Unit, we have curated a list of our favorite sea turtle VIDEOS.

- Turtle Time Nat Geo Kids
- Sea Turtles Disney Junior
- Sea Turtle Facts For Kids Hey! Guess What
- All About Sea Turtles WWF Wild Classroom
- Tracking Green Turtles Nat Geo Kids

SEA TURTLE SONGS

To help with the planning of your Sea Turtle Unit, we have curated a list of our favorite sea turtle SONGS.

- Tooty To Sea Turtle PinkFong
- Sea Turtle The Whizzpops!
- Sea Turtle Song Lotty Friends

resource lists

Why Teachers LOVE it:



OPTIONS

- ✓ Variations for differentiating
- ✓ Printables in color and B&W



EASY TO USE

- ✓ Teacher Guide
- ✓ Lesson Plans
- ✓ Cross-curricular activities



ENGAGING

- ✓ Real Pictures
- ✓ Fun Crafts
- ✓ Hands-on Activities



What Teachers Are Saying



“This was a great unit for our marine animal studies. My students loved looking at all the real sea turtle pictures!” -Raina E.



“This resource had many parts to it that I could use with my class. They enjoyed learning and crafting about sea turtles.” -Carolyn P.




“This Sea Turtle Unit was a great find. I was so happy to find something specifically on sea turtles, not just turtles. Thanks!” -Grace I.



Buy the bundle and SAVE!

- ✓ Save \$194
- ✓ Get over 40 units
- ✓ Mix of life, physical, and earth science

CLICK HERE



ENDLESS SCIENCE mega bundle



meet the team

I'm Jennifer... I am the founder and creator of A Dab of Glue Will Do and Dollar Teachers Club. I taught Kindergarten and 1st grade. I have a stash of chocolate in my desk and a Starbucks tea in my hand to keep me going. I love reading and watching my kiddos play soccer and do taekwondo.

jennifer



Here at A Dab of Glue Will Do, our team makes the lives of busy teachers a little easier by creating meaningful classroom resources to engage, encourage, and meet the needs of their little learners.

When you purchase from us, know that you're getting quality products made by teachers, for teachers. Customer service is our top priority, so please reach out to us with any questions or concerns.



Join the Club!

When you join the Dollar Teachers Club, you get access to all of the printable AND digital products we've ever made, all of our freebies, exclusive members-only monthly resources, and lots more, all in ONE place. Save money, stress, and lots of time, and join the Dollar Teachers Club today!

DOLLAR TEACHERS club 



CLICK HERE 



Let's Connect!



Did you know we send out freebies and teacher tips every Sunday? Want to be the first to know when we have a new product, sale, or special event?

Click the button below to join our community.

