





R CONTROLLED VOWELS

print and craft



3 WAYS TO COMPLETE


- 1) print paper and let kids color
- 2) trace template on file folder



Print this page on heavy cardstock and use as a template. Cut the pieces out.
Trace the template onto construction paper and cut out. Glue the pieces together.

Copyright © A Dab of Glue Will Do

- 3) print pages on colored paper



Print this page on green paper.
Each student needs one page printed.


Copyright © A Dab of Glue Will Do

9 paper. Multiple pieces have been combined on one sheet to save paper.
Each student needs one piece from this page.

No file was found for this file.



Print this page on yellow paper. Multiple pieces have been combined on one sheet to save paper.
Each student needs one piece from this page.



Copyright © A Dab of Glue Will Do

6 paper. Multiple pieces have been combined on one sheet to save paper.
Each student needs one piece from this page.










Name: Johnny

SAY IT: **u r** ur

BLEND IT: **u r** →

WRITE IT: h u r t

FIND IT:

- 
- 
- 
- 
- 
- 
- 

1 purse

2 turn

3 turn

4 turn










Name: Johnny

SAY IT: **i r** ir

BLEND IT: **i r** →

WRITE IT: g i r l

FIND IT:

- 
- 
- 
- 
- 
- 
- 

WRITE IT:

1 bird

2 girl

3 dirt

4 girl



Name: Johnny

SAY IT **e r e r** BLEND IT **e r** WRITE IT **er**

FIND IT



WRITE IT

1 Spider

2 flower

3 hammer


4 per



Name: Johnny

SAY IT **o r o r** BLEND IT **o r** WRITE IT **or**

FIND IT




WRITE IT

1 fork

2 storm

3 horn

4 tor




ar

Name: Johnny

SAY IT: a r ar

BLEND IT: →

WRITE IT: barn

FIND IT:

WRITE IT:

1 car

2

3 jar

4

