

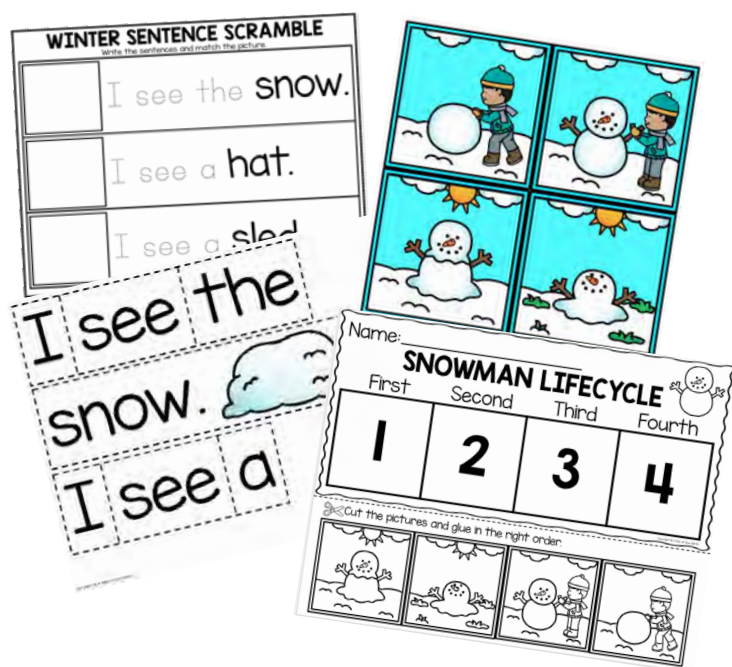
GETTING STARTED

with JANUARY

Utilize these 20 math and 20 literacy centers in your classroom with ease this January. The types of centers remain the same each month, with only the skill, topic, and theme changing, so that you feel comfortable making and teaching the centers each month and your students feel comfortable learning and using them.

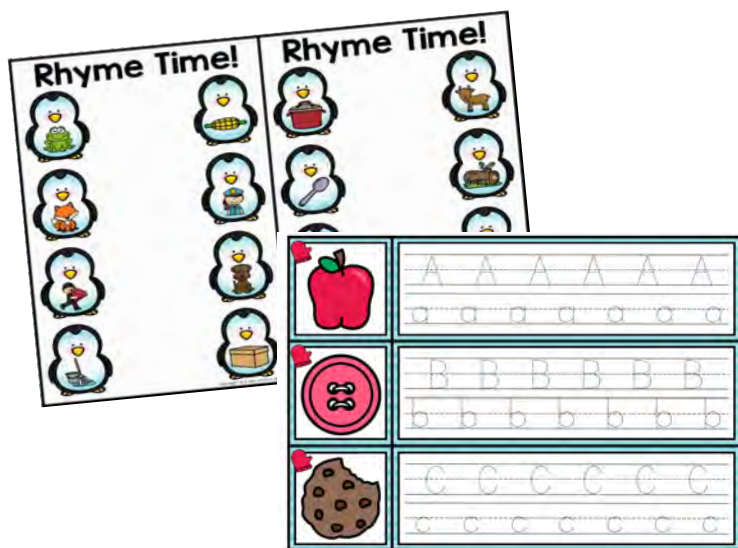
LITERACY

Our literacy centers have multiple activities each month for the same 7 center types, giving your students several predictable, but engaging, opportunities to practice new skills and content. Once you teach the directions once, your students will know what to do each month.




POCKET CHART

These activities are designed to be done in a pocket chart but also could be done on the floor or a table if needed. Each month, students will practice sequencing a how-to process/story, as well as working to unscramble sentences and put them in the correct order.



WRITE & WIPE

With the Write & Wipe activities, you may choose to laminate the cards or place them in a page protector that allows students to write on them with a dry erase marker. Each card will contain a task for the students to complete.




PUZZLES

With a variety of different sizes and shapes, two monthly puzzles will allow your students to visually see and put together the concepts and skills that are being practiced each month.



POEMS

Every month utilize 4 poems, including some nursery rhymes, with your students. You can choose to do one poem each week or all four for the whole month. You'll receive a copy of the full poems to display, pocket chart pieces for building the poem, as well as notebook poems and interactive poem journals for your students.



MATCH-UPS

Each month, your students will work with 2 Match-Up activities, practicing sorting and word building, and an editable hide and seek activity. These can be done in a pocket chart if available.



WRITE THE ROOM

Use the repeatable process of the 4 monthly Write the Room activities to help your students practice different literacy skills. Each Write the Room comes with different recording sheet options that allow you to differentiate the activity.




WRITING

With four different themes of writing word cards each month, your students can practice writing the words, writing sentences, and/or writing stories with the words depending on their skill level. You can keep the words on a ring, in a basket, on the wall, or even in a pocket chart depending on your classroom.

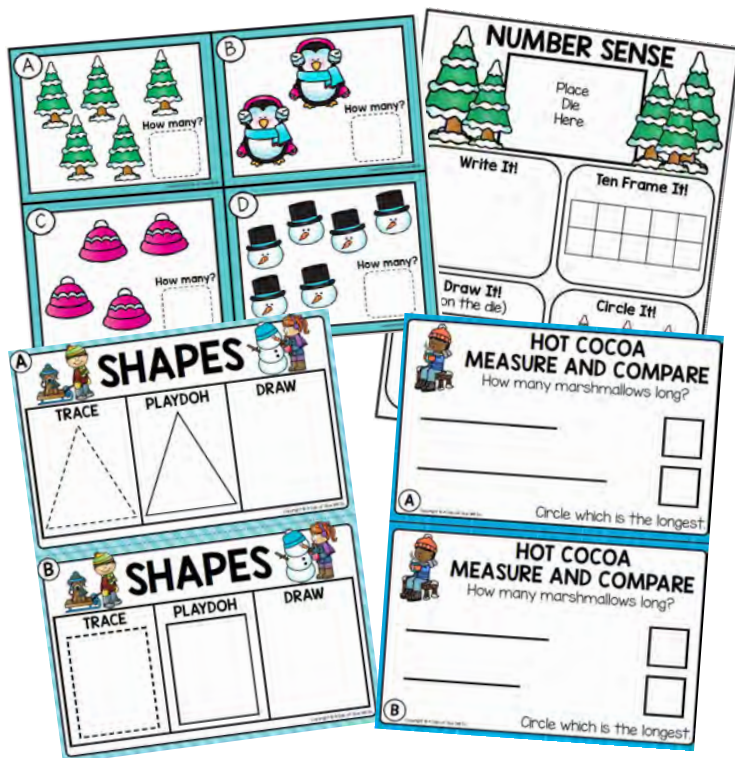
MATH

Our math centers have 4 activities for each of the 5 math center types, giving your students several predictable, but engaging, opportunities to practice new math skills and content. Once you teach the directions once, your students will know what to do each month.



DICE GAMES

There are four different dice games each month. Students can practice their math skills with a Roll & Cover, Color by Code, Roll and Graph, and Roll/build a ____ activity. We provide a DIY die for each activity or you can use your own.




WRITE & WIPE

With the Write & Wipe activities, you may choose to laminate the pages and cards or place them in a page protector that allows students to write on them with a dry erase marker. Each page/card will contain a math task for the students to complete or a question to answer.




WRITE THE ROOM

Use the repeatable process of the 4 monthly Write the Room activities to help your students practice different math skills. Depending on the skill being practiced, you can utilize the different recording sheet options that will allow you to easily differentiate the activity.



MATCH-UPS AND PUZZLES

With 2 Match-Ups and 2 Puzzles each month, students can visually see and put together the concepts and skills that are being practiced each month.



PARTNER GAMES

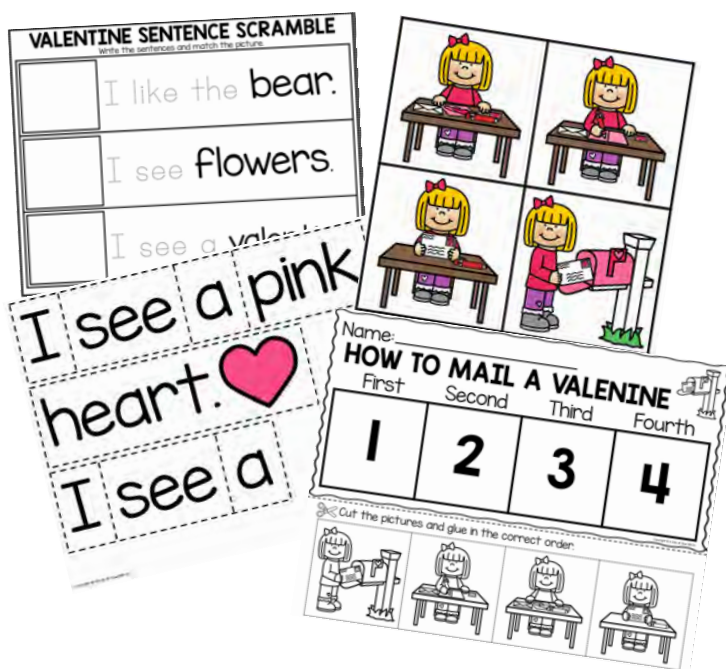
With four different types each month, your students will love playing these partner games in pairs. The games include: a Board game, Card game, Spinner game, and Race to the Top game.

GETTING STARTED *with* FEBRUARY

Utilize these 20 math and 20 literacy centers in your classroom with ease this February. The types of centers remain the same each month, with only the skill, topic, and theme changing, so that you feel comfortable making and teaching the centers each month and your students feel comfortable learning and using them.


LITERACY

Our literacy centers have multiple activities each month for the same 7 center types, giving your students several predictable, but engaging, opportunities to practice new skills and content. Once you teach the directions once, your students will know what to do each month.



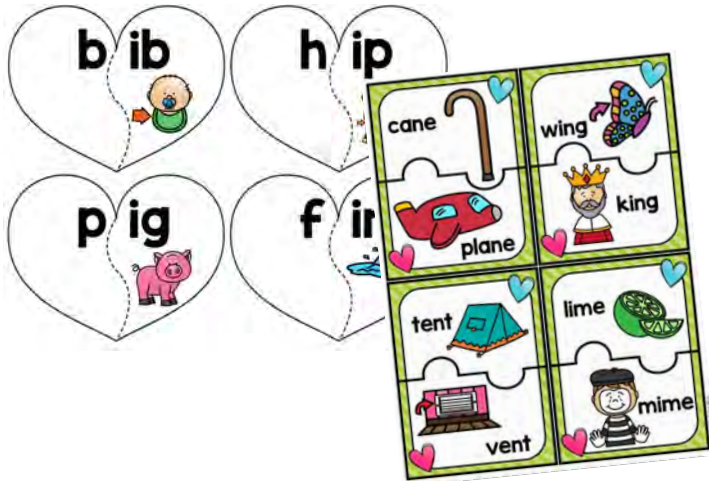
POCKET CHART

These activities are designed to be done in a pocket chart but also could be done on the floor or a table if needed. Each month, students will practice sequencing a how-to process/story, as well as working to unscramble sentences and put them in the correct order.



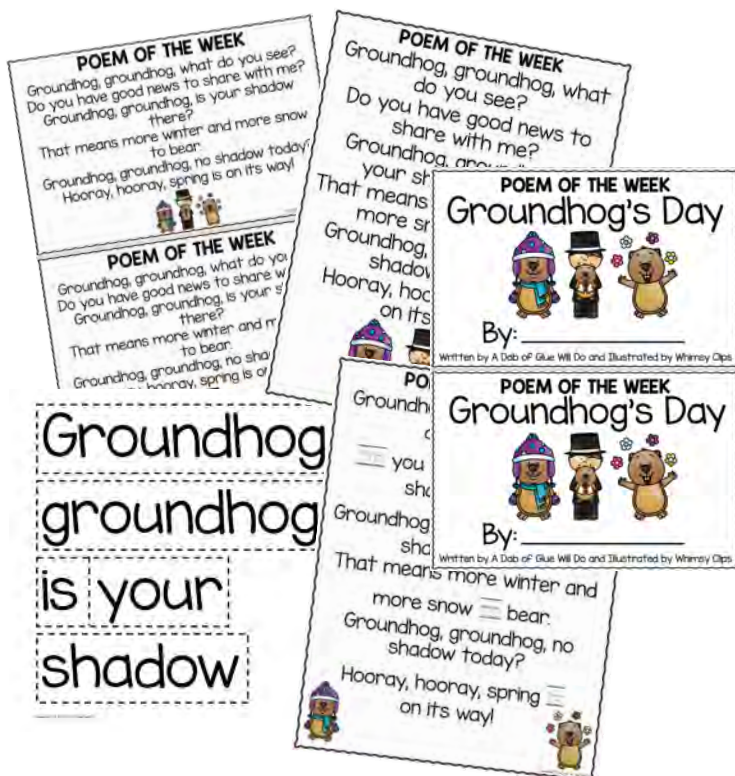
WRITE & WIPE

With the Write & Wipe activities, you may choose to laminate the cards or place them in a page protector that allows students to write on them with a dry erase marker. Each card will contain a task for the students to complete.



PUZZLES

With a variety of different sizes and shapes, two monthly puzzles will allow your students to visually see and put together the concepts and skills that are being practiced each month.

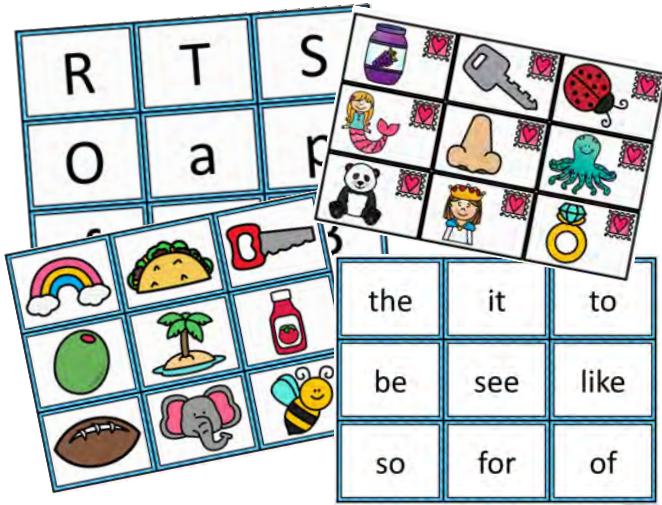


POEMS

Every month utilize 4 poems, including some nursery rhymes, with your students. You can choose to do one poem each week or all four for the whole month. You'll receive a copy of the full poems to display, pocket chart pieces for building the poem, as well as notebook poems and interactive poem journals for your students.


MATCH-UPS

Each month, your students will work with 2 Match-Up activities, practicing sorting and word building, and an editable hide and seek activity. These can be done in a pocket chart if available.



WRITE THE ROOM

Use the repeatable process of the 4 monthly Write the Room activities to help your students practice different literacy skills. Each Write the Room comes with different recording sheet options that allow you to differentiate the activity.




WRITING

With four different themes of writing word cards each month, your students can practice writing the words, writing sentences, and/or writing stories with the words depending on their skill level. You can keep the words on a ring, in a basket, on the wall, or even in a pocket chart depending on your classroom.



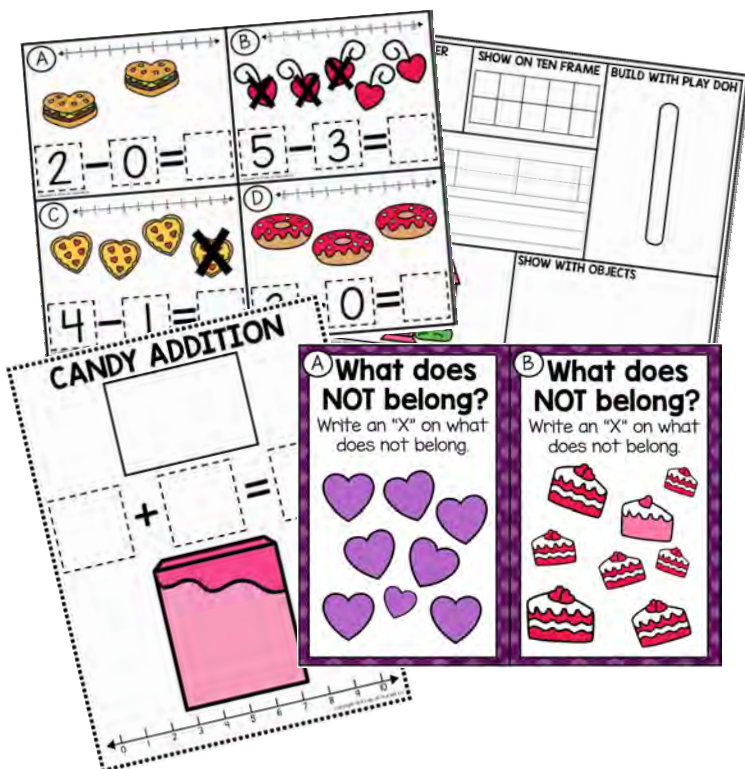
MATH

Our math centers have 4 activities for each of the 5 math center types, giving your students several predictable, but engaging, opportunities to practice new math skills and content. Once you teach the directions once, your students will know what to do each month.




DICE GAMES

There are four different dice games each month. Students can practice their math skills with a Roll & Cover, Color by Code, Roll and Graph, and Roll/build a ____ activity. We provide a DIY die for each activity or you can use your own.




WRITE & WIPE

With the Write & Wipe activities, you may choose to laminate the pages and cards or place them in a page protector that allows students to write on them with a dry erase marker. Each page/card will contain a math task for the students to complete or a question to answer.



WRITE THE ROOM

Use the repeatable process of the 4 monthly Write the Room activities to help your students practice different math skills. Depending on the skill being practiced, you can utilize the different recording sheet options that will allow you to easily differentiate the activity.



MATCH-UPS AND PUZZLES

With 2 Match-Ups and 2 Puzzles each month, students can visually see and put together the concepts and skills that are being practiced each month.



PARTNER GAMES

With four different types each month, your students will love playing these partner games in pairs. The games include: a Board game, Card game, Spinner game, and Race to the Top game.

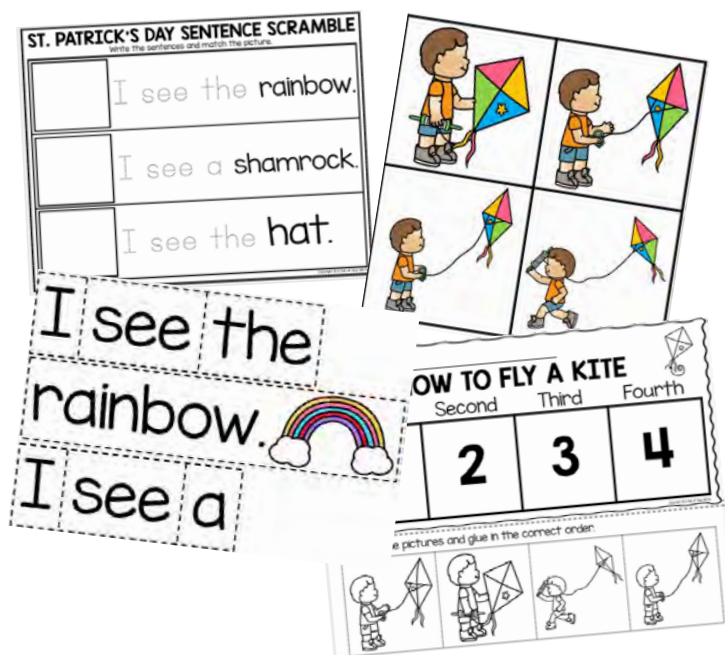
GETTING STARTED

with MARCH

Utilize these 20 math and 20 literacy centers in your classroom with ease this March. The types of centers remain the same each month, with only the skill, topic, and theme changing, so that you feel comfortable making and teaching the centers each month and your students feel comfortable learning and using them.

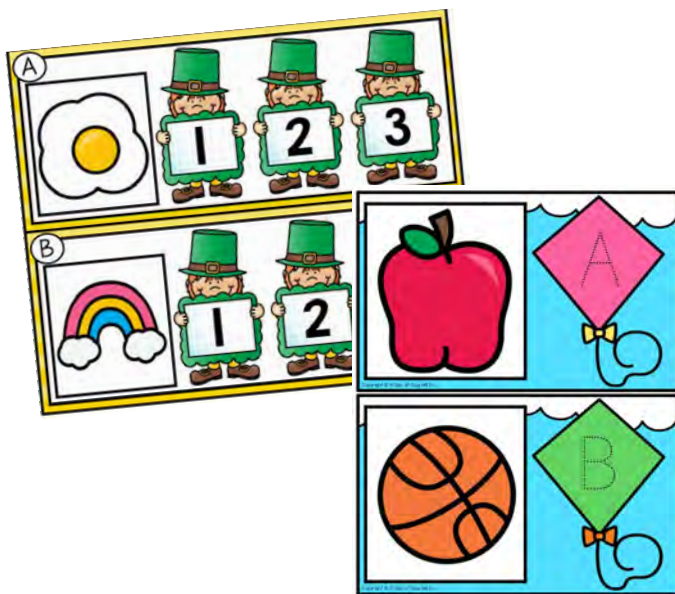
LITERACY

Our literacy centers have multiple activities each month for the same 7 center types, giving your students several predictable, but engaging, opportunities to practice new skills and content. Once you teach the directions once, your students will know what to do each month.



POCKET CHART

These activities are designed to be done in a pocket chart but also could be done on the floor or a table if needed. Each month, students will practice sequencing a how-to process/story, as well as working to unscramble sentences and put them in the correct order.



WRITE & WIPE

With the Write & Wipe activities, you may choose to laminate the cards or place them in a page protector that allows students to write on them with a dry erase marker. Each card will contain a task for the students to complete.



PUZZLES

With a variety of different sizes and shapes, two monthly puzzles will allow your students to visually see and put together the concepts and skills that are being practiced each month.



POEMS

Every month utilize 4 poems, including some nursery rhymes, with your students. You can choose to do one poem each week or all four for the whole month. You'll receive a copy of the full poems to display, pocket chart pieces for building the poem, as well as notebook poems and interactive poem journals for your students.



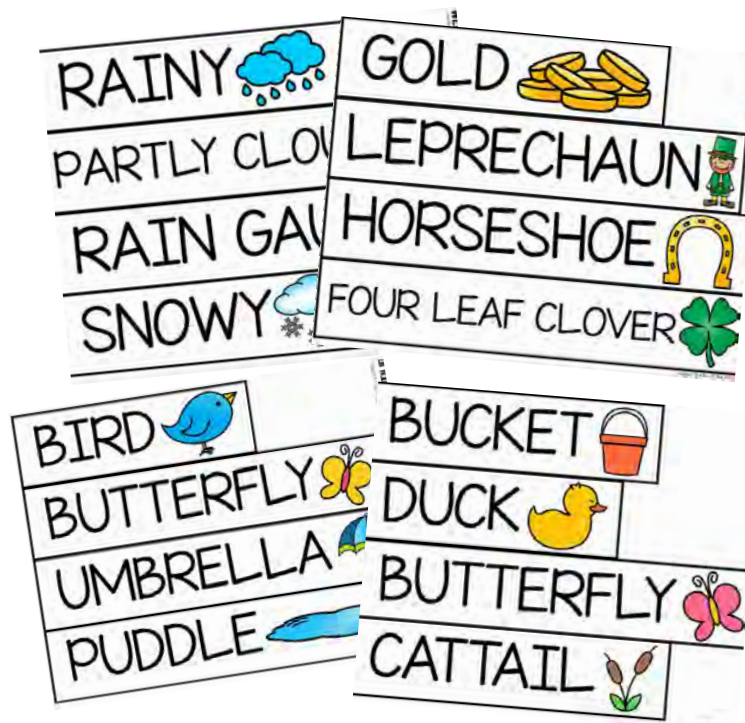
MATCH-UPS

Each month, your students will work with 2 Match-Up activities, practicing sorting and word building, and an editable hide and seek activity. These can be done in a pocket chart if available.



WRITE THE ROOM

Use the repeatable process of the 4 monthly Write the Room activities to help your students practice different literacy skills. Each Write the Room comes with different recording sheet options that allow you to differentiate the activity.




WRITING

With four different themes of writing word cards each month, your students can practice writing the words, writing sentences, and/or writing stories with the words depending on their skill level. You can keep the words on a ring, in a basket, on the wall, or even in a pocket chart depending on your classroom.

MATH

Our math centers have 4 activities for each of the 5 math center types, giving your students several predictable, but engaging, opportunities to practice new math skills and content. Once you teach the directions once, your students will know what to do each month.




DICE GAMES

There are four different dice games each month. Students can practice their math skills with a Roll & Cover, Color by Code, Roll and Graph, and Roll/build a ____ activity. We provide a DIY die for each activity or you can use your own.




WRITE & WIPE

With the Write & Wipe activities, you may choose to laminate the pages and cards or place them in a page protector that allows students to write on them with a dry erase marker. Each page/card will contain a math task for the students to complete or a question to answer.



WRITE THE ROOM

Use the repeatable process of the 4 monthly Write the Room activities to help your students practice different math skills. Depending on the skill being practiced, you can utilize the different recording sheet options that will allow you to easily differentiate the activity.



MATCH-UPS AND PUZZLES

With 2 Match-Ups and 2 Puzzles each month, students can visually see and put together the concepts and skills that are being practiced each month.



PARTNER GAMES

With four different types each month, your students will love playing these partner games in pairs. The games include: a Board game, Card game, Spinner game, and Race to the Top game.

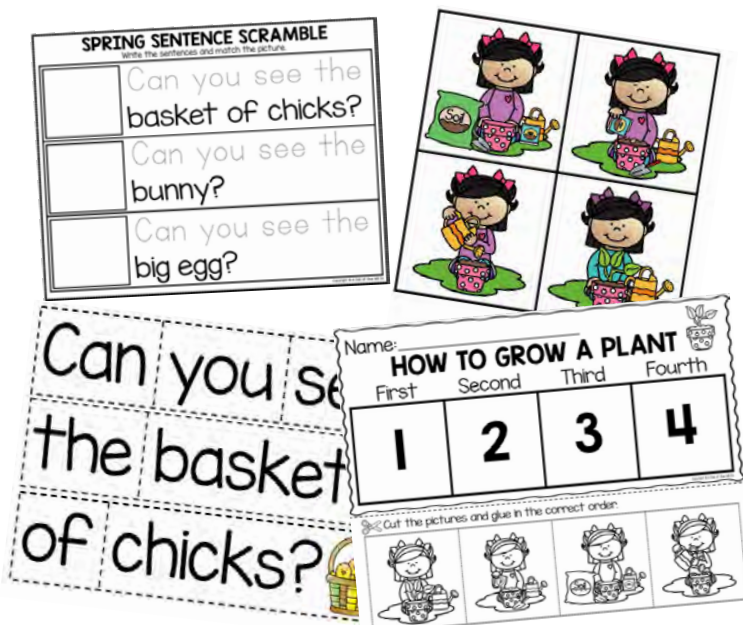
GETTING STARTED

with APRIL

Utilize these 20 math and 20 literacy centers in your classroom with ease this April. The types of centers remain the same each month, with only the skill, topic, and theme changing, so that you feel comfortable making and teaching the centers each month and your students feel comfortable learning and using them.

LITERACY

Our literacy centers have multiple activities each month for the same 7 center types, giving your students several predictable, but engaging, opportunities to practice new skills and content. Once you teach the directions once, your students will know what to do each month.




POCKET CHART

These activities are designed to be done in a pocket chart but also could be done on the floor or a table if needed. Each month, students will practice sequencing a how-to process/story, as well as working to unscramble sentences and put them in the correct order.



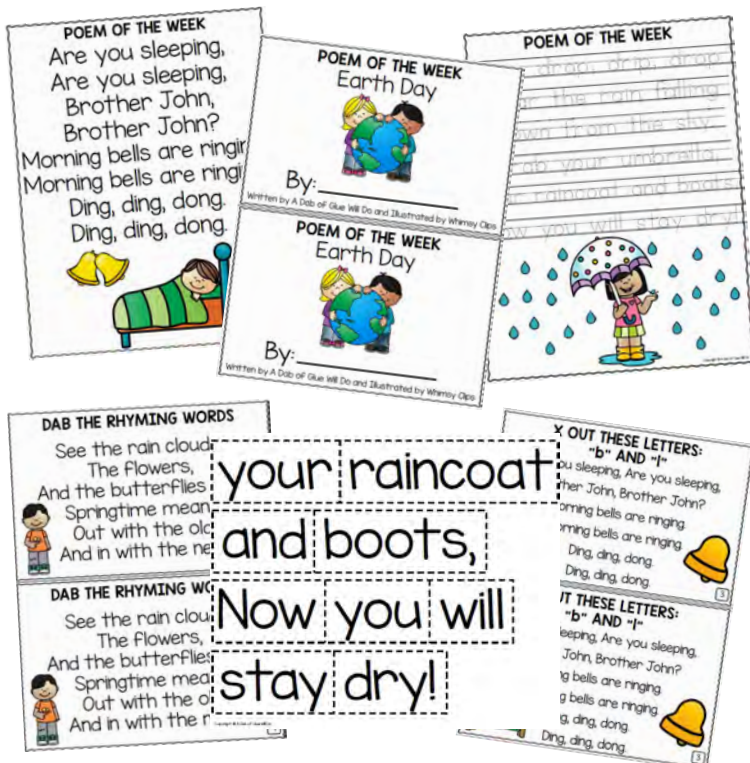
WRITE & WIPE

With the Write & Wipe activities, you may choose to laminate the cards or place them in a page protector that allows students to write on them with a dry erase marker. Each card will contain a task for the students to complete.




PUZZLES

With a variety of different sizes and shapes, two monthly puzzles will allow your students to visually see and put together the concepts and skills that are being practiced each month.



POEMS

Every month utilize 4 poems, including some nursery rhymes, with your students. You can choose to do one poem each week or all four for the whole month. You'll receive a copy of the full poems to display, pocket chart pieces for building the poem, as well as notebook poems and interactive poem journals for your students.



MATCH-UPS

Each month, your students will work with 2 Match-Up activities, practicing sorting and word building, and an editable hide and seek activity. These can be done in a pocket chart if available.



WRITE THE ROOM

Use the repeatable process of the 4 monthly Write the Room activities to help your students practice different literacy skills. Each Write the Room comes with different recording sheet options that allow you to differentiate the activity.




WRITING

With four different themes of writing word cards each month, your students can practice writing the words, writing sentences, and/or writing stories with the words depending on their skill level. You can keep the words on a ring, in a basket, on the wall, or even in a pocket chart depending on your classroom.

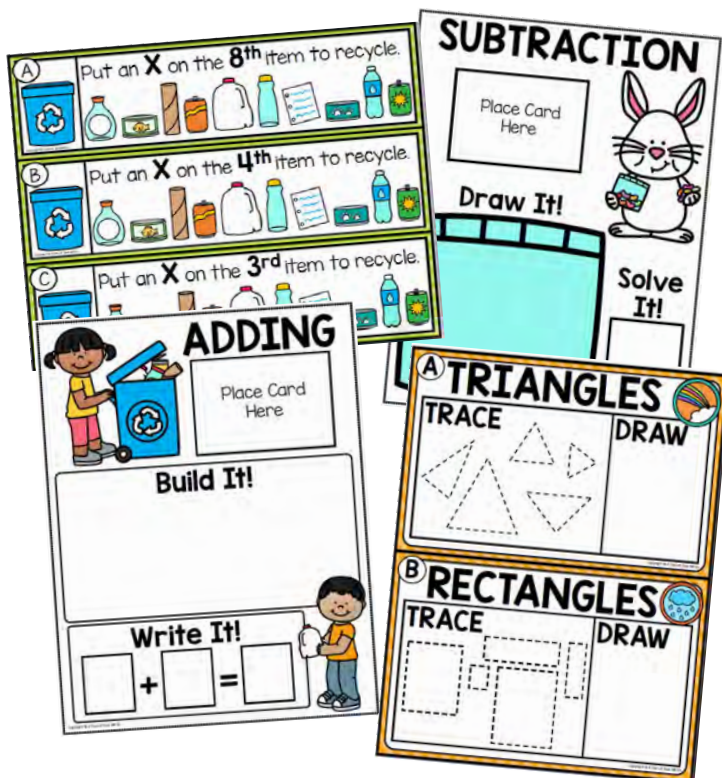
MATH

Our math centers have 4 activities for each of the 5 math center types, giving your students several predictable, but engaging, opportunities to practice new math skills and content. Once you teach the directions once, your students will know what to do each month.



DICE GAMES

There are four different dice games each month. Students can practice their math skills with a Roll & Cover, Color by Code, Roll and Graph, and Roll/build a ____ activity. We provide a DIY die for each activity or you can use your own.



WRITE & WIPE

With the Write & Wipe activities, you may choose to laminate the pages and cards or place them in a page protector that allows students to write on them with a dry erase marker. Each page/card will contain a math task for the students to complete or a question to answer.




WRITE THE ROOM

Use the repeatable process of the 4 monthly Write the Room activities to help your students practice different math skills. Depending on the skill being practiced, you can utilize the different recording sheet options that will allow you to easily differentiate the activity.



MATCH-UPS AND PUZZLES

With 2 Match-Ups and 2 Puzzles each month, students can visually see and put together the concepts and skills that are being practiced each month.



PARTNER GAMES

With four different types each month, your students will love playing these partner games in pairs. The games include: a Board game, Card game, Spinner game, and Race to the Top game.

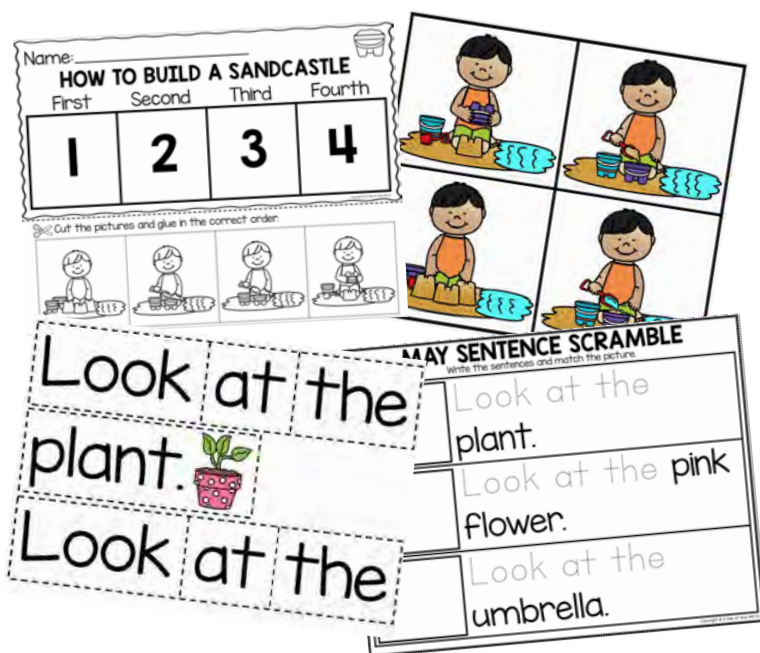
GETTING STARTED

with MAY

Utilize these 20 math and 20 literacy centers in your classroom with ease this May. The types of centers remain the same each month, with only the skill, topic, and theme changing, so that you feel comfortable making and teaching the centers each month and your students feel comfortable learning and using them.


LITERACY

Our literacy centers have multiple activities each month for the same 7 center types, giving your students several predictable, but engaging, opportunities to practice new skills and content. Once you teach the directions once, your students will know what to do each month.




POCKET CHART

These activities are designed to be done in a pocket chart but also could be done on the floor or a table if needed. Each month, students will practice sequencing a how-to process/story, as well as working to unscramble sentences and put them in the correct order.



WRITE & WIPE

With the Write & Wipe activities, you may choose to laminate the cards or place them in a page protector that allows students to write on them with a dry erase marker. Each card will contain a task for the students to complete.




PUZZLES

With a variety of different sizes and shapes, two monthly puzzles will allow your students to visually see and put together the concepts and skills that are being practiced each month.




POEMS

Every month utilize 4 poems, including some nursery rhymes, with your students. You can choose to do one poem each week or all four for the whole month. You'll receive a copy of the full poems to display, pocket chart pieces for building the poem, as well as notebook poems and interactive poem journals for your students.



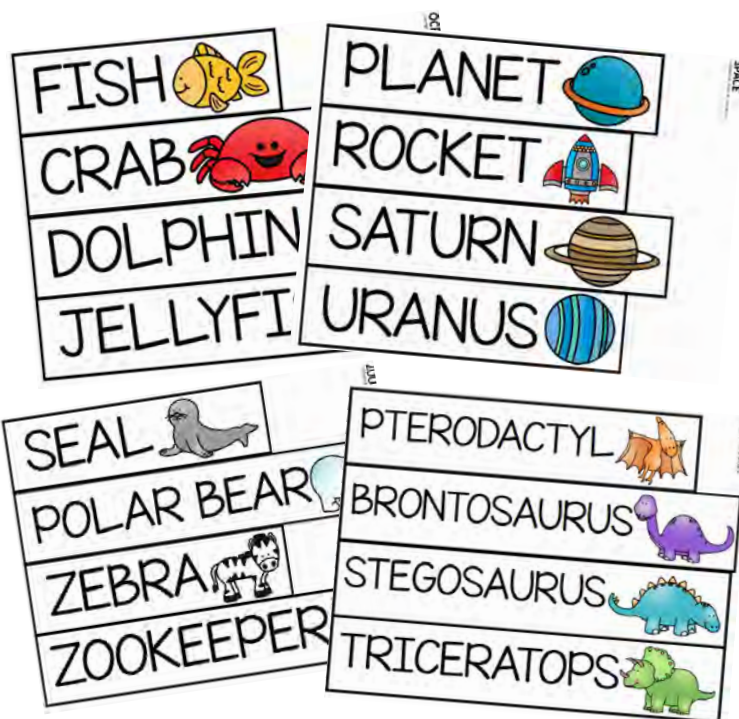
MATCH-UPS

Each month, your students will work with 2 Match-Up activities, practicing sorting and word building, and an editable hide and seek activity. These can be done in a pocket chart if available.



WRITE THE ROOM

Use the repeatable process of the 4 monthly Write the Room activities to help your students practice different literacy skills. Each Write the Room comes with different recording sheet options that allow you to differentiate the activity.




WRITING

With four different themes of writing word cards each month, your students can practice writing the words, writing sentences, and/or writing stories with the words depending on their skill level. You can keep the words on a ring, in a basket, on the wall, or even in a pocket chart depending on your classroom.

MATH

Our math centers have 4 activities for each of the 5 math center types, giving your students several predictable, but engaging, opportunities to practice new math skills and content. Once you teach the directions once, your students will know what to do each month.



DICE GAMES

There are four different dice games each month. Students can practice their math skills with a Roll & Cover, Color by Code, Roll and Graph, and Roll/build a ____ activity. We provide a DIY die for each activity or you can use your own.



WRITE & WIPE

With the Write & Wipe activities, you may choose to laminate the pages and cards or place them in a page protector that allows students to write on them with a dry erase marker. Each page/card will contain a math task for the students to complete or a question to answer.

The image displays a collection of 18 math worksheets for children, arranged in three rows. Each worksheet contains a grid of 12 squares (3 rows by 4 columns). The worksheets are color-coded: blue, pink, green, and yellow.

Blue Worksheets (Top Left):

- Worksheet 1 (A-F):**
 - A: $4 - 1 =$ (Illustration: 4 lemons, 1 crossed out)
 - B: $5 - 1 =$ (Illustration: 5 carrots, 1 crossed out)
 - C: $5 - 4 =$ (Illustration: 5 stars, 4 crossed out)
 - D: $3 - 2 =$ (Illustration: 3 ladybugs, 2 crossed out)
 - E: $5 - 4 =$ (Illustration: 5 seashells, 4 crossed out)
 - F: $3 - 2 =$ (Illustration: 3 fish, 2 crossed out)

Pink Worksheets (Top Right):

- Worksheet 1 (A-F):**
 - A: $5 - 1 =$ (Illustration: 5 pineapples, 1 crossed out)
 - B: $5 - 1 =$ (Illustration: 5 flowers, 1 crossed out)
 - C: $5 - 1 =$ (Illustration: 5 beach umbrellas, 1 crossed out)
 - D: $5 - 1 =$ (Illustration: 5 beach balls, 1 crossed out)
 - E: $5 - 1 =$ (Illustration: 5 beach chairs, 1 crossed out)
 - F: $5 - 1 =$ (Illustration: 5 beach towels, 1 crossed out)

Green Worksheets (Bottom Left):

- Worksheet 1 (A-F):**
 - A: $5 - 1 =$ (Illustration: 5 seashells, 1 crossed out)
 - B: $5 - 1 =$ (Illustration: 5 seahorses, 1 crossed out)
 - C: $5 - 1 =$ (Illustration: 5 starfish, 1 crossed out)
 - D: $5 - 1 =$ (Illustration: 5 crabs, 1 crossed out)
 - E: $5 - 1 =$ (Illustration: 5 jellyfish, 1 crossed out)
 - F: $5 - 1 =$ (Illustration: 5 fish, 1 crossed out)

Yellow Worksheets (Bottom Right):

- Worksheet 1 (A-F):**
 - A: $5 - 1 =$ (Illustration: 5 swimmers, 1 crossed out)
 - B: $5 - 1 =$ (Illustration: 5 swimmers, 1 crossed out)
 - C: $5 - 1 =$ (Illustration: 5 swimmers, 1 crossed out)
 - D: $5 - 1 =$ (Illustration: 5 swimmers, 1 crossed out)
 - E: $5 - 1 =$ (Illustration: 5 swimmers, 1 crossed out)
 - F: $5 - 1 =$ (Illustration: 5 swimmers, 1 crossed out)

The image displays a collection of colorful educational worksheets for young children. At the top left is a 3x3 grid with various objects: a feather, an elephant, a hanger, an anchor, a beach ball, and a unicorn. To the right is a worksheet for the number '10', showing a ten-frame with ten ice cream cones, a ten-frame with ten stars, and a ten-frame with ten children. Below this is a worksheet for the number '6', showing a six-frame with six ice cream cones, a six-frame with six stars, and a six-frame with six children. In the center is a worksheet titled 'COMPARE THE WEIGHT' featuring a balance scale and two boxes labeled 'HEAVY' and 'LIGHT'. At the bottom are several rows of object identification cards, each with a picture and a blank space for labeling. The objects include palm trees, treasure chests, pirate hats, maps, guns, diamonds, and a girl.

With 2 Match-Ups and 2 Puzzles each month, students can visually see and put together the concepts and skills that are being practiced each month.

The image displays three distinct math games designed for children. The first game, '3D Shapes Spin and Cover', features a yellow chick character and a spin wheel divided into four quadrants, each containing a different 3D shape (cone, cube, sphere, cylinder). Above the wheel is a 5x5 grid of various 3D objects. The second game, 'Race to 10!', shows a blue alarm clock character and two vertical number lines from 0 to 10. The third game, 'Race to the Flower', depicts a pink butterfly character and a large flower-shaped board with a path leading from a 'START' point to a 'FINISH' point. The path is composed of colored squares, each with a different number of dots or a specific instruction (e.g., 'Roll Again', 'Lose A Turn', 'Go Back 2', 'Go Forward 2'). To the right of the flower board are six small bee characters, each with a grid of ten squares for recording scores or progress.

Copyright © A Dab of Glue Will Do

GETTING STARTED

with JUNE

Utilize these 20 math and 20 literacy centers in your classroom with ease this June. The types of centers remain the same each month, with only the skill, topic, and theme changing, so that you feel comfortable making and teaching the centers each month and your students feel comfortable learning and using them.

LITERACY

Our literacy centers have multiple activities each month for the same 7 center types, giving your students several predictable, but engaging, opportunities to practice new skills and content. Once you teach the directions once, your students will know what to do each month.



POCKET CHART

These activities are designed to be done in a pocket chart but also could be done on the floor or a table if needed. Each month, students will practice sequencing a how-to process/story, as well as working to unscramble sentences and put them in the correct order.



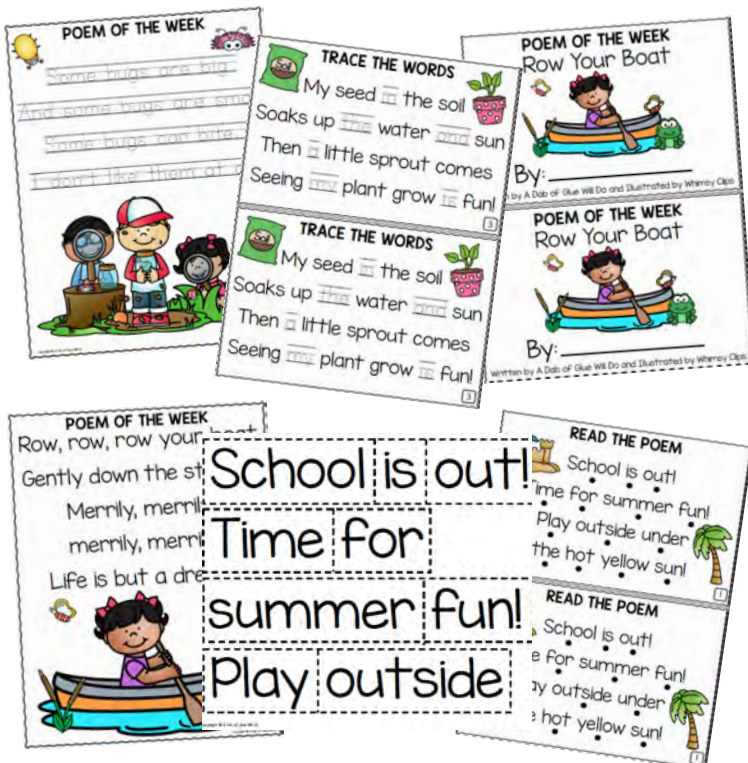
WRITE & WIPE

With the Write & Wipe activities, you may choose to laminate the cards or place them in a page protector that allows students to write on them with a dry erase marker. Each card will contain a task for the students to complete.



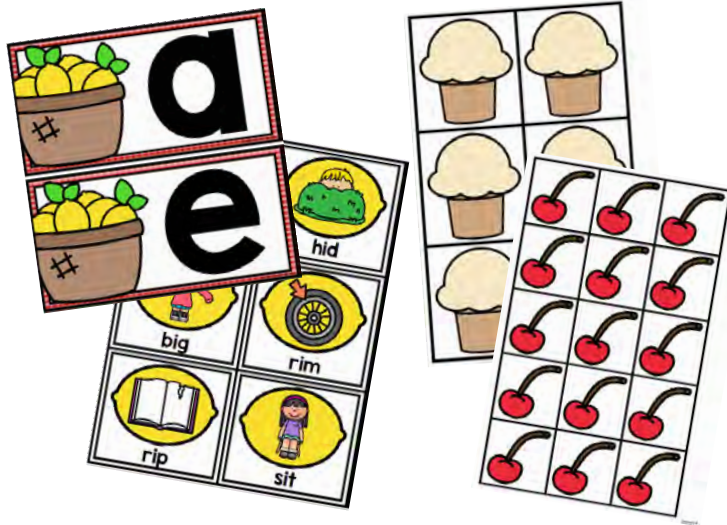
PUZZLES

With a variety of different sizes and shapes, two monthly puzzles will allow your students to visually see and put together the concepts and skills that are being practiced each month.



POEMS

Every month utilize 4 poems, including some nursery rhymes, with your students. You can choose to do one poem each week or all four for the whole month. You'll receive a copy of the full poems to display, pocket chart pieces for building the poem, as well as notebook poems and interactive poem journals for your students.



MATCH-UPS

Each month, your students will work with 2 Match-Up activities, practicing sorting and word building, and an editable hide and seek activity. These can be done in a pocket chart if available.



WRITE THE ROOM

Use the repeatable process of the 4 monthly Write the Room activities to help your students practice different literacy skills. Each Write the Room comes with different recording sheet options that allow you to differentiate the activity.




WRITING

With four different themes of writing word cards each month, your students can practice writing the words, writing sentences, and/or writing stories with the words depending on their skill level. You can keep the words on a ring, in a basket, on the wall, or even in a pocket chart depending on your classroom.

MATH

Our math centers have 4 activities for each of the 5 math center types, giving your students several predictable, but engaging, opportunities to practice new math skills and content. Once you teach the directions once, your students will know what to do each month.



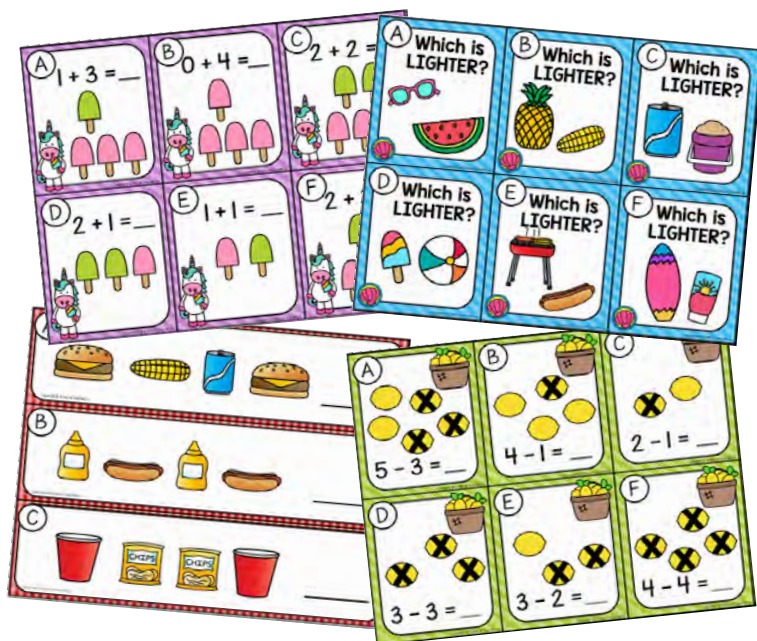
DICE GAMES

There are four different dice games each month. Students can practice their math skills with a Roll & Cover, Color by Code, Roll and Graph, and Roll/build a ____ activity. We provide a DIY die for each activity or you can use your own.




WRITE & WIPE

With the Write & Wipe activities, you may choose to laminate the pages and cards or place them in a page protector that allows students to write on them with a dry erase marker. Each page/card will contain a math task for the students to complete or a question to answer.



WRITE THE ROOM

Use the repeatable process of the 4 monthly Write the Room activities to help your students practice different math skills. Depending on the skill being practiced, you can utilize the different recording sheet options that will allow you to easily differentiate the activity.



MATCH-UPS AND PUZZLES

With 2 Match-Ups and 2 Puzzles each month, students can visually see and put together the concepts and skills that are being practiced each month.



PARTNER GAMES

With four different types each month, your students will love playing these partner games in pairs. The games include: a Board game, Card game, Spinner game, and Race to the Top game.

GETTING STARTED

with JULY

Utilize these 20 math and 20 literacy centers in your classroom with ease this July. The types of centers remain the same each month, with only the skill, topic, and theme changing, so that you feel comfortable making and teaching the centers each month and your students feel comfortable learning and using them.


LITERACY

Our literacy centers have multiple activities each month for the same 7 center types, giving your students several predictable, but engaging, opportunities to practice new skills and content. Once you teach the directions once, your students will know what to do each month.



POCKET CHART

These activities are designed to be done in a pocket chart but also could be done on the floor or a table if needed. Each month, students will practice sequencing a how-to process/story, as well as working to unscramble sentences and put them in the correct order.



WRITE & WIPE

With the Write & Wipe activities, you may choose to laminate the cards or place them in a page protector that allows students to write on them with a dry erase marker. Each card will contain a task for the students to complete.





PUZZLES

With a variety of different sizes and shapes, two monthly puzzles will allow your students to visually see and put together the concepts and skills that are being practiced each month.



POEMS

Every month utilize 4 poems, including some nursery rhymes, with your students. You can choose to do one poem each week or all four for the whole month. You'll receive a copy of the full poems to display, pocket chart pieces for building the poem, as well as notebook poems and interactive poem journals for your students.



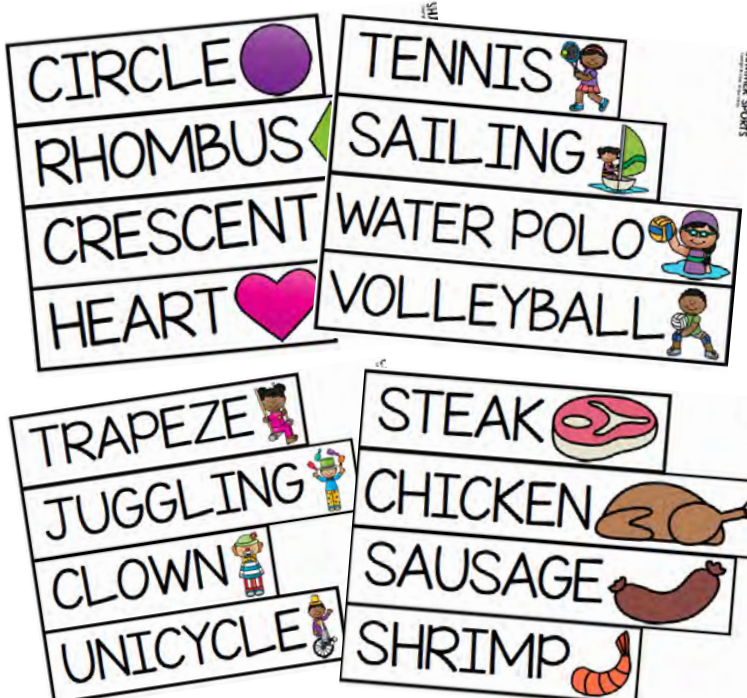
MATCH-UPS

Each month, your students will work with 2 Match-Up activities, practicing sorting and word building, and an editable hide and seek activity. These can be done in a pocket chart if available.



WRITE THE ROOM

Use the repeatable process of the 4 monthly Write the Room activities to help your students practice different literacy skills. Each Write the Room comes with different recording sheet options that allow you to differentiate the activity.

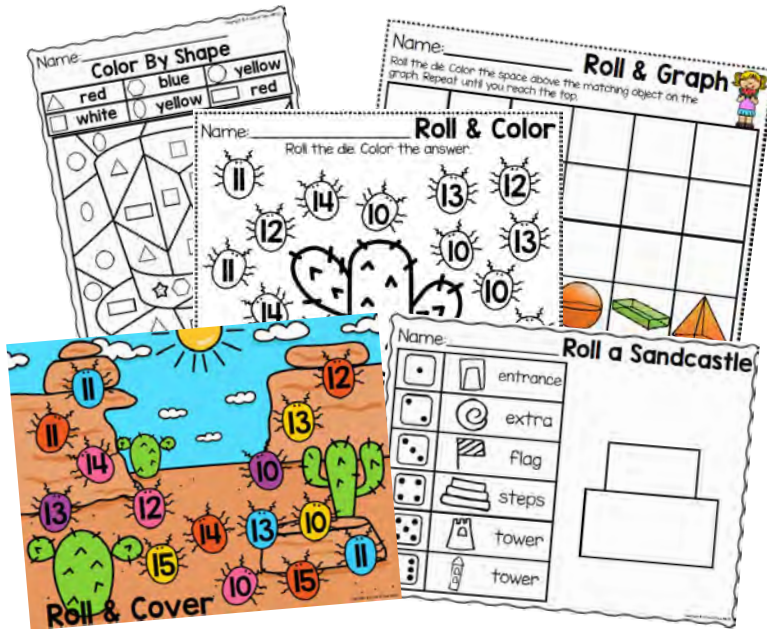


WRITING

With four different themes of writing word cards each month, your students can practice writing the words, writing sentences, and/or writing stories with the words depending on their skill level. You can keep the words on a ring, in a basket, on the wall, or even in a pocket chart depending on your classroom.

MATH

Our math centers have 4 activities for each of the 5 math center types, giving your students several predictable, but engaging, opportunities to practice new math skills and content. Once you teach the directions once, your students will know what to do each month.



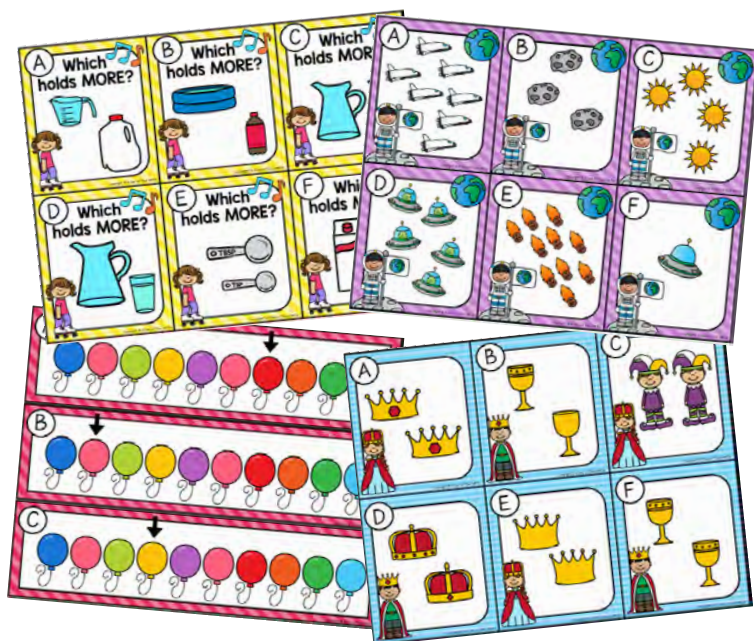
DICE GAMES

There are four different dice games each month. Students can practice their math skills with a Roll & Cover, Color by Code, Roll and Graph, and Roll/build a ____ activity. We provide a DIY die for each activity or you can use your own.



WRITE & WIPE

With the Write & Wipe activities, you may choose to laminate the pages and cards or place them in a page protector that allows students to write on them with a dry erase marker. Each page/card will contain a math task for the students to complete or a question to answer.



WRITE THE ROOM

Use the repeatable process of the 4 monthly Write the Room activities to help your students practice different math skills. Depending on the skill being practiced, you can utilize the different recording sheet options that will allow you to easily differentiate the activity.



MATCH-UPS AND PUZZLES

With 2 Match-Ups and 2 Puzzles each month, students can visually see and put together the concepts and skills that are being practiced each month.



PARTNER GAMES

With four different types each month, your students will love playing these partner games in pairs. The games include: a Board game, Card game, Spinner game, and Race to the Top game.

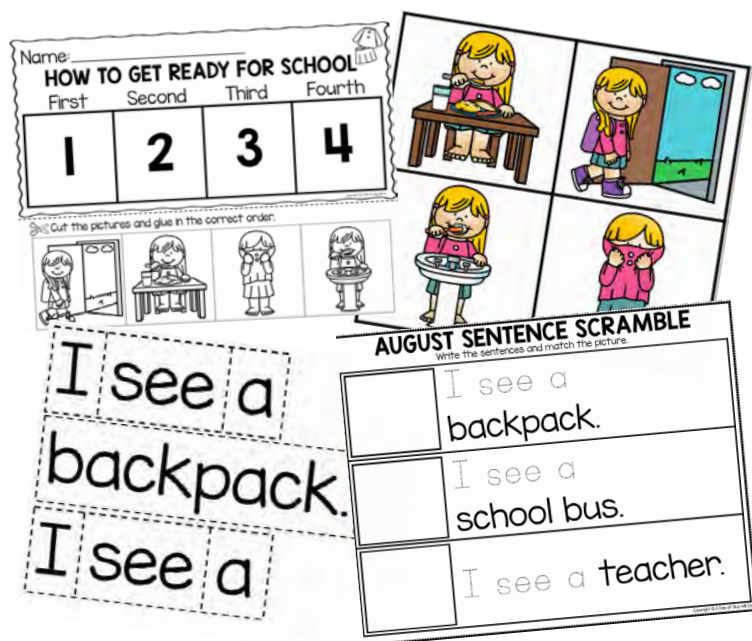
GETTING STARTED

with AUGUST

Utilize these 20 math and 20 literacy centers in your classroom with ease this August. The types of centers remain the same each month, with only the skill, topic, and theme changing, so that you feel comfortable making and teaching the centers each month and your students feel comfortable learning and using them.

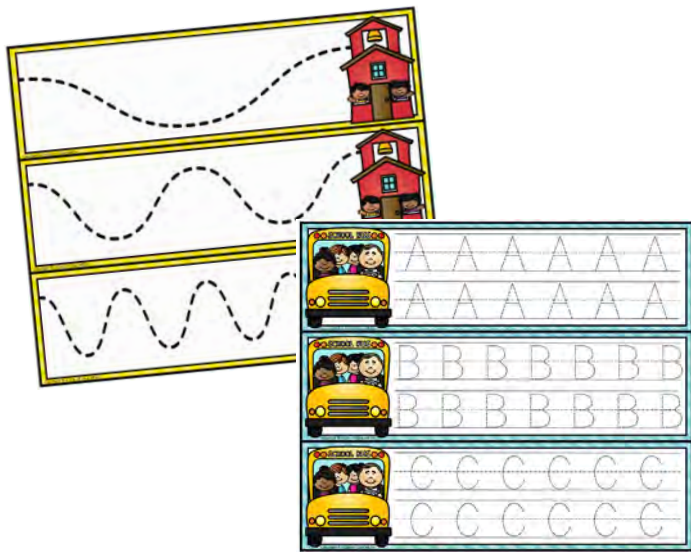
LITERACY

Our literacy centers have multiple activities each month for the same 7 center types, giving your students several predictable, but engaging, opportunities to practice new skills and content. Once you teach the directions once, your students will know what to do each month.



POCKET CHART

These activities are designed to be done in a pocket chart but also could be done on the floor or a table if needed. Each month, students will practice sequencing a how-to process/story, as well as working to unscramble sentences and put them in the correct order.



WRITE & WIPE

With the Write & Wipe activities, you may choose to laminate the cards or place them in a page protector that allows students to write on them with a dry erase marker. Each card will contain a task for the students to complete.




PUZZLES

With a variety of different sizes and shapes, two monthly puzzles will allow your students to visually see and put together the concepts and skills that are being practiced each month.



POEMS

Every month utilize 4 poems, including some nursery rhymes, with your students. You can choose to do one poem each week or all four for the whole month. You'll receive a copy of the full poems to display, pocket chart pieces for building the poem, as well as notebook poems and interactive poem journals for your students.




MATCH-UPS

Each month, your students will work with 2 Match-Up activities, practicing sorting and word building, and an editable hide and seek activity. These can be done in a pocket chart if available.



WRITE THE ROOM

Use the repeatable process of the 4 monthly Write the Room activities to help your students practice different literacy skills. Each Write the Room comes with different recording sheet options that allow you to differentiate the activity.




WRITING

With four different themes of writing word cards each month, your students can practice writing the words, writing sentences, and/or writing stories with the words depending on their skill level. You can keep the words on a ring, in a basket, on the wall, or even in a pocket chart depending on your classroom.

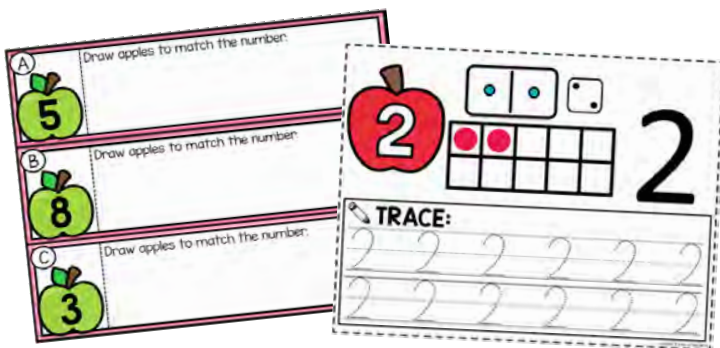
MATH

Our math centers have 4 activities for each of the 5 math center types, giving your students several predictable, but engaging, opportunities to practice new math skills and content. Once you teach the directions once, your students will know what to do each month.



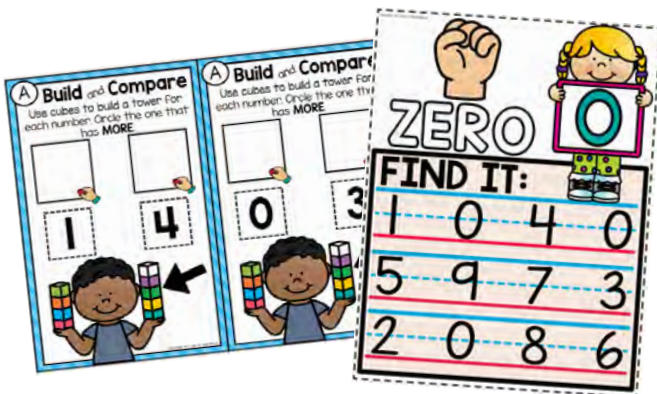
DICE GAMES

There are four different dice games each month. Students can practice their math skills with a Roll & Cover, Color by Code, Roll and Graph, and Roll/build a ____ activity. We provide a DIY die for each activity or you can use your own.



WRITE & WIPE


With the Write & Wipe activities, you may choose to laminate the pages and cards or place them in a page protector that allows students to write on them with a dry erase marker. Each page/card will contain a math task for the students to complete or a question to answer.





WRITE THE ROOM

Use the repeatable process of the 4 monthly Write the Room activities to help your students practice different math skills. Depending on the skill being practiced, you can utilize the different recording sheet options that will allow you to easily differentiate the activity.



MATCH-UPS AND PUZZLES

With 2 Match-Ups and 2 Puzzles each month, students can visually see and put together the concepts and skills that are being practiced each month.



PARTNER GAMES

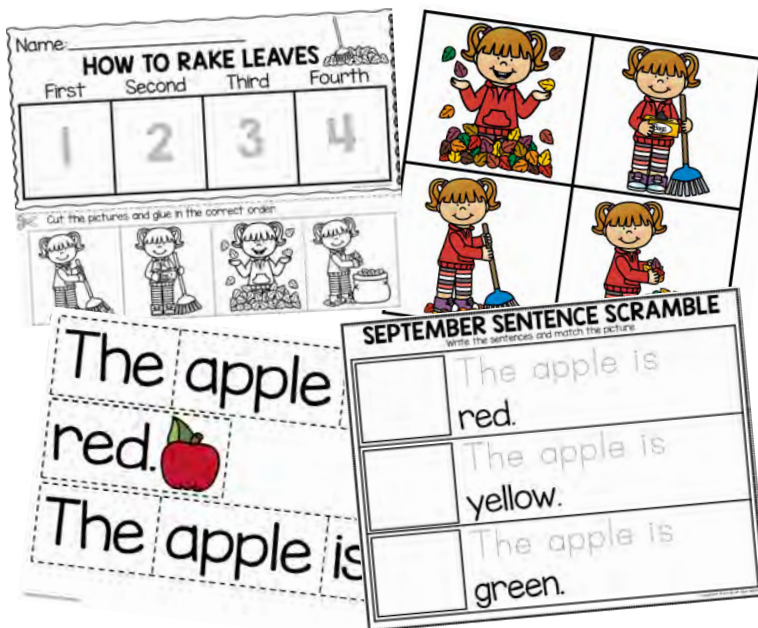
With four different types each month, your students will love playing these partner games in pairs. The games include: a Board game, Card game, Spinner game, and Race to the Top game.

GETTING STARTED *with* SEPTEMBER

Utilize these 20 math and 20 literacy centers in your classroom with ease this September. The types of centers remain the same each month, with only the skill, topic, and theme changing, so that you feel comfortable making and teaching the centers each month and your students feel comfortable learning and using them.

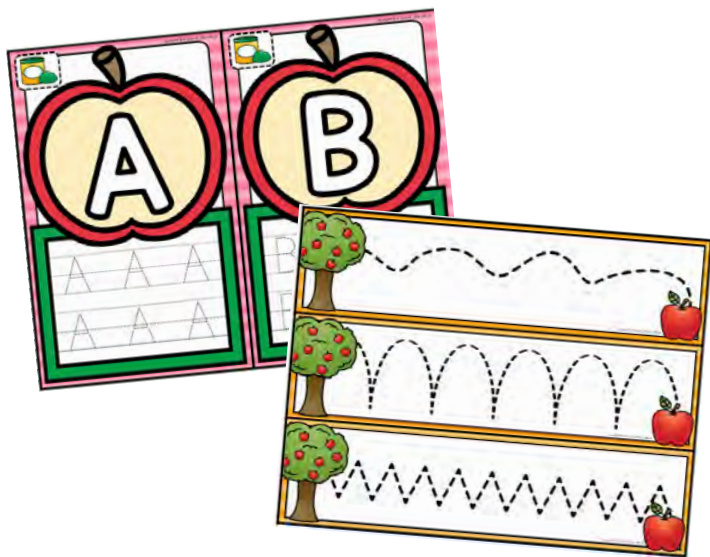
LITERACY

Our literacy centers have multiple activities each month for the same 7 center types, giving your students several predictable, but engaging, opportunities to practice new skills and content. Once you teach the directions once, your students will know what to do each month.




POCKET CHART

These activities are designed to be done in a pocket chart but also could be done on the floor or a table if needed. Each month, students will practice sequencing a how-to process/story, as well as working to unscramble sentences and put them in the correct order.



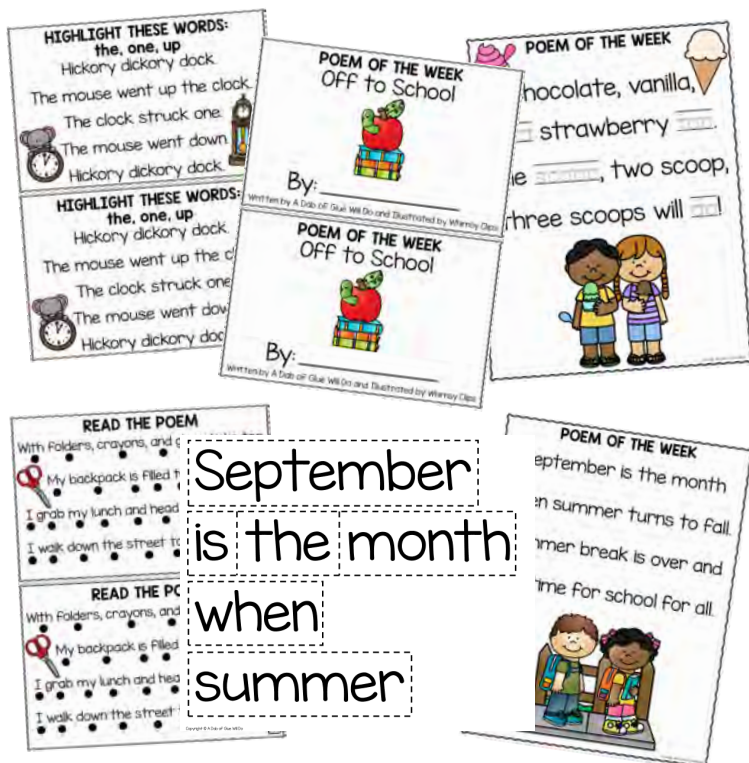
WRITE & WIPE

With the Write & Wipe activities, you may choose to laminate the cards or place them in a page protector that allows students to write on them with a dry erase marker. Each card will contain a task for the students to complete.




PUZZLES

With a variety of different sizes and shapes, two monthly puzzles will allow your students to visually see and put together the concepts and skills that are being practiced each month.



POEMS

Every month utilize 4 poems, including some nursery rhymes, with your students. You can choose to do one poem each week or all four for the whole month. You'll receive a copy of the full poems to display, pocket chart pieces for building the poem, as well as notebook poems and interactive poem journals for your students.



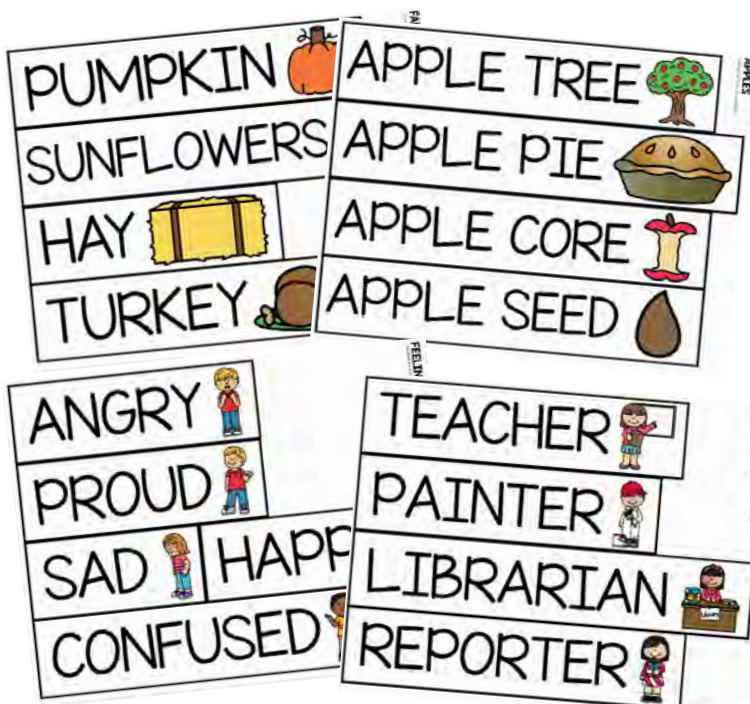
MATCH-UPS

Each month, your students will work with 2 Match-Up activities, practicing sorting and word building, and an editable hide and seek activity. These can be done in a pocket chart if available.



WRITE THE ROOM

Use the repeatable process of the 4 monthly Write the Room activities to help your students practice different literacy skills. Each Write the Room comes with different recording sheet options that allow you to differentiate the activity.




WRITING

With four different themes of writing word cards each month, your students can practice writing the words, writing sentences, and/or writing stories with the words depending on their skill level. You can keep the words on a ring, in a basket, on the wall, or even in a pocket chart depending on your classroom.

MATH

Our math centers have 4 activities for each of the 5 math center types, giving your students several predictable, but engaging, opportunities to practice new math skills and content. Once you teach the directions once, your students will know what to do each month.



DICE GAMES

There are four different dice games each month. Students can practice their math skills with a Roll & Cover, Color by Code, Roll and Graph, and Roll/build a ____ activity. We provide a DIY die for each activity or you can use your own.




WRITE & WIPE

With the Write & Wipe activities, you may choose to laminate the pages and cards or place them in a page protector that allows students to write on them with a dry erase marker. Each page/card will contain a math task for the students to complete or a question to answer.



WRITE THE ROOM

Use the repeatable process of the 4 monthly Write the Room activities to help your students practice different math skills. Depending on the skill being practiced, you can utilize the different recording sheet options that will allow you to easily differentiate the activity.



MATCH-UPS AND PUZZLES

With 2 Match-Ups and 2 Puzzles each month, students can visually see and put together the concepts and skills that are being practiced each month.



PARTNER GAMES

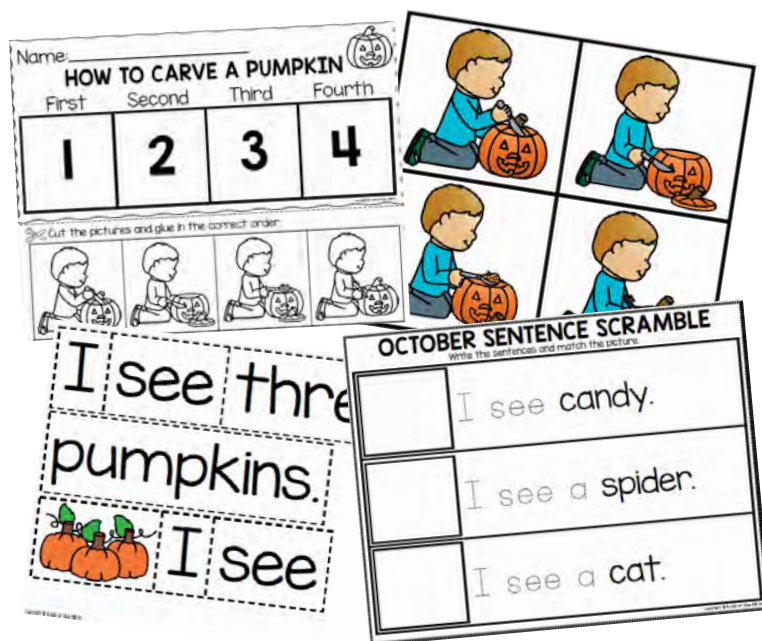
With four different types each month, your students will love playing these partner games in pairs. The games include: a Board game, Card game, Spinner game, and Race to the Top game.

GETTING STARTED with OCTOBER

Utilize these 20 math and 20 literacy centers in your classroom with ease this October. The types of centers remain the same each month, with only the skill, topic, and theme changing, so that you feel comfortable making and teaching the centers each month and your students feel comfortable learning and using them.

LITERACY

Our literacy centers have multiple activities each month for the same 7 center types, giving your students several predictable, but engaging, opportunities to practice new skills and content. Once you teach the directions once, your students will know what to do each month.



POCKET CHART

These activities are designed to be done in a pocket chart but also could be done on the floor or a table if needed. Each month, students will practice sequencing a how-to process/story, as well as working to unscramble sentences and put them in the correct order.

WRITE & WIPE


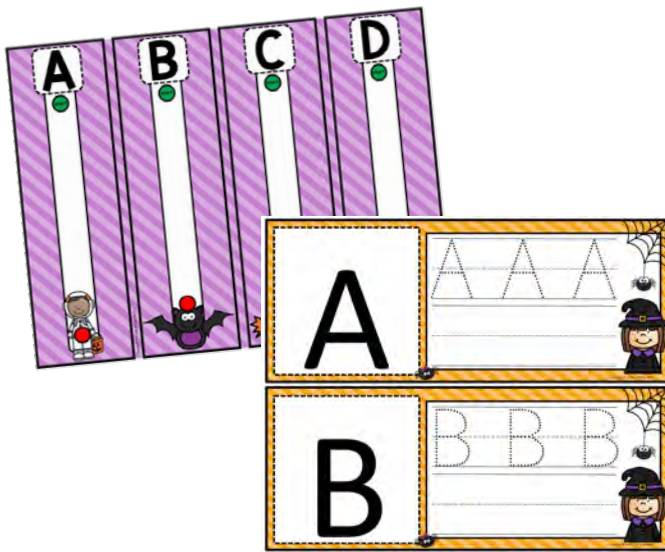
With the Write & Wipe activities, you may choose to laminate the cards or place them in a page protector that allows students to write on them with a dry erase marker. Each card will contain a task for the students to complete.

PUZZLES

With a variety of different sizes and shapes, two monthly puzzles will allow your students to visually see and put together the concepts and skills that are being practiced each month.

POEMS


Every month utilize 4 poems, including some nursery rhymes, with your students. You can choose to do one poem each week or all four for the whole month. You'll receive a copy of the full poems to display, pocket chart pieces for building the poem, as well as notebook poems and interactive poem journals for your students.





MATCH-UPS

Each month, your students will work with 2 Match-Up activities, practicing sorting and word building, and an editable hide and seek activity. These can be done in a pocket chart if available.



WRITE THE ROOM

Use the repeatable process of the 4 monthly Write the Room activities to help your students practice different literacy skills. Each Write the Room comes with different recording sheet options that allow you to differentiate the activity.




WRITING

With four different themes of writing word cards each month, your students can practice writing the words, writing sentences, and/or writing stories with the words depending on their skill level. You can keep the words on a ring, in a basket, on the wall, or even in a pocket chart depending on your classroom.

MATH

Our math centers have 4 activities for each of the 5 math center types, giving your students several predictable, but engaging, opportunities to practice new math skills and content. Once you teach the directions once, your students will know what to do each month.



DICE GAMES

There are four different dice games each month. Students can practice their math skills with a Roll & Cover, Color by Code, Roll and Graph, and Roll/build a ____ activity. We provide a DIY die for each activity or you can use your own.



WRITE & WIPE

With the Write & Wipe activities, you may choose to laminate the pages and cards or place them in a page protector that allows students to write on them with a dry erase marker. Each page/card will contain a math task for the students to complete or a question to answer.





WRITE THE ROOM

Use the repeatable process of the 4 monthly Write the Room activities to help your students practice different math skills. Depending on the skill being practiced, you can utilize the different recording sheet options that will allow you to easily differentiate the activity.



MATCH-UPS AND PUZZLES

With 2 Match-Ups and 2 Puzzles each month, students can visually see and put together the concepts and skills that are being practiced each month.



PARTNER GAMES


With four different types each month, your students will love playing these partner games in pairs. The games include: a Board game, Card game, Spinner game, and Race to the Top game.

GETTING STARTED *with* NOVEMBER

Utilize these 20 math and 20 literacy centers in your classroom with ease this November. The types of centers remain the same each month, with only the skill, topic, and theme changing, so that you feel comfortable making and teaching the centers each month and your students feel comfortable learning and using them.

LITERACY

Our literacy centers have multiple activities each month for the same 7 center types, giving your students several predictable, but engaging, opportunities to practice new skills and content. Once you teach the directions once, your students will know what to do each month.



POCKET CHART

These activities are designed to be done in a pocket chart but also could be done on the floor or a table if needed. Each month, students will practice sequencing a how-to process/story, as well as working to unscramble sentences and put them in the correct order.

With a variety of different sizes and shapes, two monthly puzzles will allow your students to visually see and put together the concepts and skills that are being practiced each month.

X OUT THESE LETTERS:
"g" AND "e"

This is a veteran,
Brave and strong.
Fighting for our country
All year long!

X OUT THESE LETTERS:
"g" AND "e"

This is a veteran,
Brave and strong.
Fighting for our country
All year long!

POEM OF THE WEEK
Thankful

By: _____

POEM OF THE WEEK
Thankful

By: _____

READ THE POEM

Hey little turkey,
What do you say?
Gobble, gobble, gobble,
almost Thanksgiving Day!

READ THE POEM

Hey little turkey,
What do you say?
Gobble, gobble, gobble,
It's almost Thanksgiving Day!

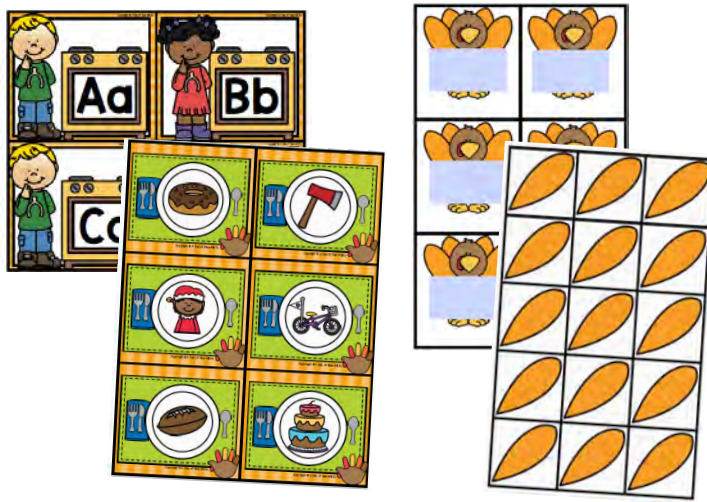
POEM OF THE WEEK

Hey little turkey,
What do you say?
Gobble, gobble, gobble,
almost Thanksgiving Day!

POEM OF THE WEEK

Miss Muffet
at on a tuffet,
her curds and whey.
There came a spider,
that sat down beside her,
and Miss Muffet away.

Copyright © A Dab of Glue Will Do



MATCH-UPS

Each month, your students will work with 2 Match-Up activities, practicing sorting and word building, and an editable hide and seek activity. These can be done in a pocket chart if available.



WRITE THE ROOM

Use the repeatable process of the 4 monthly Write the Room activities to help your students practice different literacy skills. Each Write the Room comes with different recording sheet options that allow you to differentiate the activity.




WRITING

With four different themes of writing word cards each month, your students can practice writing the words, writing sentences, and/or writing stories with the words depending on their skill level. You can keep the words on a ring, in a basket, on the wall, or even in a pocket chart depending on your classroom.


MATH

Our math centers have 4 activities for each of the 5 math center types, giving your students several predictable, but engaging, opportunities to practice new math skills and content. Once you teach the directions once, your students will know what to do each month.



DICE GAMES

There are four different dice games each month. Students can practice their math skills with a Roll & Cover, Color by Code, Roll and Graph, and Roll/build a ____ activity. We provide a DIY die for each activity or you can use your own.




WRITE & WIPE

With the Write & Wipe activities, you may choose to laminate the pages and cards or place them in a page protector that allows students to write on them with a dry erase marker. Each page/card will contain a math task for the students to complete or a question to answer.



WRITE THE ROOM

Use the repeatable process of the 4 monthly Write the Room activities to help your students practice different math skills. Depending on the skill being practiced, you can utilize the different recording sheet options that will allow you to easily differentiate the activity.



MATCH-UPS AND PUZZLES

With 2 Match-Ups and 2 Puzzles each month, students can visually see and put together the concepts and skills that are being practiced each month.



PARTNER GAMES

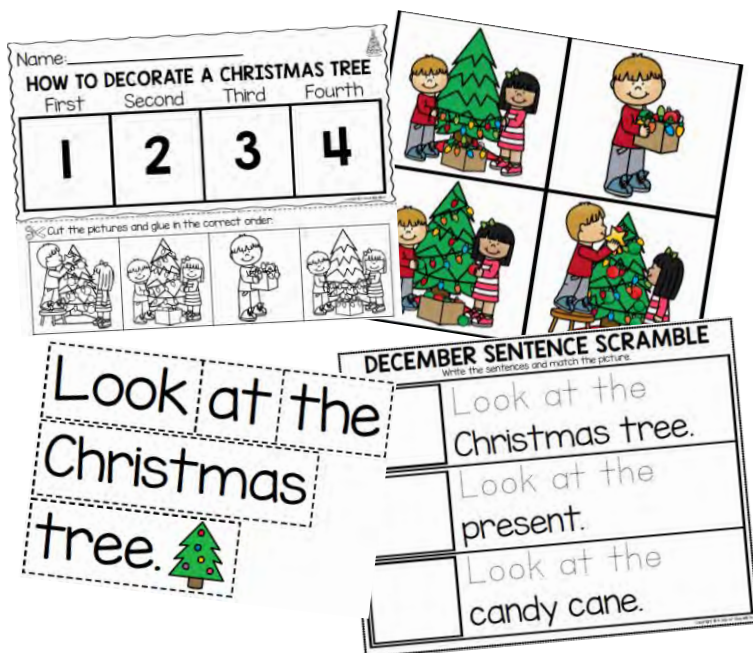
With four different types each month, your students will love playing these partner games in pairs. The games include: a Board game, Card game, Spinner game, and Race to the Top game.

GETTING STARTED with DECEMBER

Utilize these 20 math and 20 literacy centers in your classroom with ease this December. The types of centers remain the same each month, with only the skill, topic, and theme changing, so that you feel comfortable making and teaching the centers each month and your students feel comfortable learning and using them.

LITERACY

Our literacy centers have multiple activities each month for the same 7 center types, giving your students several predictable, but engaging, opportunities to practice new skills and content. Once you teach the directions once, your students will know what to do each month.



POCKET CHART

These activities are designed to be done in a pocket chart but also could be done on the floor or a table if needed. Each month, students will practice sequencing a how-to process/story, as well as working to unscramble sentences and put them in the correct order.




WRITE & WIPE

With the Write & Wipe activities, you may choose to laminate the cards or place them in a page protector that allows students to write on them with a dry erase marker. Each card will contain a task for the students to complete.




PUZZLES

With a variety of different sizes and shapes, two monthly puzzles will allow your students to visually see and put together the concepts and skills that are being practiced each month.



POEMS

Every month utilize 4 poems, including some nursery rhymes, with your students. You can choose to do one poem each week or all four for the whole month. You'll receive a copy of the full poems to display, pocket chart pieces for building the poem, as well as notebook poems and interactive poem journals for your students.



MATCH-UPS

Each month, your students will work with 2 Match-Up activities, practicing sorting and word building, and an editable hide and seek activity. These can be done in a pocket chart if available.



WRITE THE ROOM

Use the repeatable process of the 4 monthly Write the Room activities to help your students practice different literacy skills. Each Write the Room comes with different recording sheet options that allow you to differentiate the activity.




WRITING

With four different themes of writing word cards each month, your students can practice writing the words, writing sentences, and/or writing stories with the words depending on their skill level. You can keep the words on a ring, in a basket, on the wall, or even in a pocket chart depending on your classroom.


MATH

Our math centers have 4 activities for each of the 5 math center types, giving your students several predictable, but engaging, opportunities to practice new math skills and content. Once you teach the directions once, your students will know what to do each month.



DICE GAMES

There are four different dice games each month. Students can practice their math skills with a Roll & Cover, Color by Code, Roll and Graph, and Roll/build a ____ activity. We provide a DIY die for each activity or you can use your own.



WRITE & WIPE

With the Write & Wipe activities, you may choose to laminate the pages and cards or place them in a page protector that allows students to write on them with a dry erase marker. Each page/card will contain a math task for the students to complete or a question to answer.



WRITE THE ROOM

Use the repeatable process of the 4 monthly Write the Room activities to help your students practice different math skills. Depending on the skill being practiced, you can utilize the different recording sheet options that will allow you to easily differentiate the activity.



MATCH-UPS AND PUZZLES

With 2 Match-Ups and 2 Puzzles each month, students can visually see and put together the concepts and skills that are being practiced each month.



PARTNER GAMES

With four different types each month, your students will love playing these partner games in pairs. The games include: a Board game, Card game, Spinner game, and Race to the Top game.