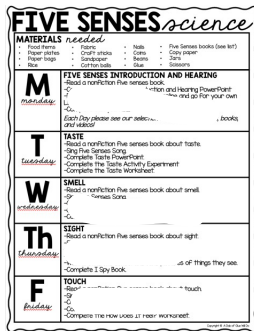


# GETTING STARTED with FIVE SENSES

Your students are going to love learning all about their senses through hands-on exploration with real world connections, and you are going to love all that is packed in this Five Senses Unit! This overview is set up to show you everything that is included and how it can be used best. Pick and choose what works for you and your students.

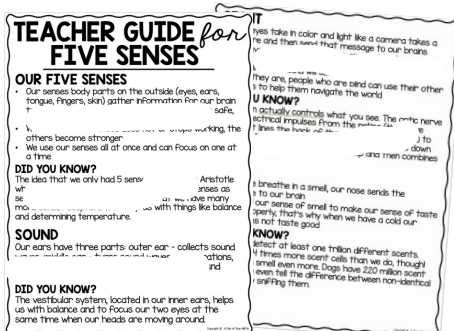
## LESSON PLANS

These comprehensive lesson plans are ready for you to integrate the five senses into every aspect of your classroom. Our plans are perfect for supplementing an existing curriculum or pulling just-right engaging activities when you are short on time.



## AT-HOME LETTER

Send home these notes and let families know what their children are learning about in science. This letter also includes ideas for families to extend the learning at home.



## TEACHER GUIDE

Everything you need to know for teaching about the five senses is ready for you in this guide. When students want to dig deeper, you will be prepared with fun facts to keep their interest and deepen their knowledge.

## SCIENCE CENTER for FIVE SENSES

### GETTING STARTED

Fill your center with lots of fun materials that your kids can use!

...with we recommend leaving "science" items out of your science center and instead doing a supervised tactile activity. Make sure to include some books and vocabulary cards in your center as well.

### SHARING TIME

Have the students who went to the science center that day tell the class what they discovered or what they may have learned.

center, you can also...  
...on the science center to your...  
...and then...  
...and enthusiasm is just a short minute or two...  
...Use a sign on chart that designates it is time for the kids to congratulate the scientist and return to the center. It can be as simple as a fist bump, high five, thumbs up or a saying like "Good Job! Good Job! Hey! Your student's enthusiasm in the science center will entice others to go there tomorrow."

# SCIENCE CENTER

Use this guide for tips on how to set up your science center and keep students motivated to enter the science center each day to make new discoveries.

## QUESTIONS TO ASK for FIVE SENSES

### FIVE SENSES

Why are our 5 senses important to us?  
What do you think would happen if I couldn't use our sense of touch, to lead...

people.  
Can you recall what sense you use to see a rainbow? The sky is one is...  
Describe what happens to your smell when you have a cold.

**TOUCH**  
Can you explain the different piece of rough sandpaper or cotton ball?

## SCIENCE talk

How would you know...  
Why do you think that...  
your own words...  
How was it different than...  
Do you think you could...  
How did you decide...  
Can you tell me about that? How does that work?  
What do you think is most important? What happened when...  
What would you change if you know?  
How is this similar to something else you know?  
Can you think of another way...  
Create a new solution.  
How would you handle this problem/challenge/question?

# QUESTIONS

Encourage your students' natural curiosities with questions regarding the five senses. You may also print off the provided list of open-ended questions that can be used with any science lesson to encourage "science talk" with your class.

## FIVE SENSES BOOKS

To help you with your planning of your Five Senses Unit, we have curated a list of our Favorite Five senses BOOKS!

Click anywhere on the page to be taken to our Amazon Favorites.



# BOOKS LIST

To make planning easy, we have curated a list of our favorite five senses books that will engage your students while they learn new information.

## FIVE SENSES VIDEOS

To help you with your planning of your Five Senses Unit, we have curated a list of our Favorite Five senses VIDEOS!




# VIDEOS LIST

To make planning easy, we have curated a list of our favorite five senses videos. Each picture is linked to the corresponding video.

## FIVE SENSES SONGS

To help you with your planning of your Five Senses Unit, we have curated a list of our Favorite Five senses SONGS!



# SONGS LIST

Our song list is linked and ready to use with your students. You can show them the video with the song, or simply play the song in the background during center time, dismissal, clean-up, or any other transition during the day.

# LESSON CONTENT for FIVE SENSES





## FIVE SENSES INTRO AND HEARING POWERPOINT

This includes a PowerPoint to project on a smartboard and printable posters to use as a big book or display in your science center.

Name: \_\_\_\_\_

### My Listening Walk

Outside 	Inside 

Copyright © A Dab of Glue Will Do

## THE LISTENING WALK

After reading *The Listening Walk*, take your students for a walk to make real-life connections to the story and to practice listening. Use the provided response sheet to have students record what they hear both inside and outside or complete the sheet as a whole group.



## CAN YOU HEAR IT WORKSHEET

After learning about the sense of hearing, students can complete this worksheet to identify things you can hear.



## FIVE SENSES SONG

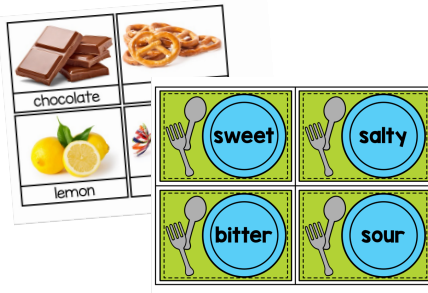
Use this song throughout the unit to introduce your science time or to transition between activities.





# TASTE POWERPOINT

This includes a PowerPoint to project on a smartboard and printable posters to use as a big book or display in your science center.



# TASTE ACTIVITY

Use the provided activity cards and suggested materials to involve students in hands-on learning about their sense of taste with this activity.

Name: \_\_\_\_\_

Taste	Food	Thoughts
bitter	chocolate	😊 😞
salty	pretzel	😊 😞
sweet	candy	😊 😞
sour	lemon	😊 😞


# TASTE WORKSHEETS

After completing the Taste Activity, students can share their opinions about the different taste and flavors with this worksheet.



# SMELL POWERPOINT

This includes a PowerPoint to project on a smartboard and printable posters to use as a big book or display in your science center.



# SMELL ACTIVITY

Use the provided activity cards and suggested materials to involve students in hands-on learning about their sense of smell with this activity.




# SMELL WORKSHEET

After learning about the sense of smell, students can complete this worksheet to identify things that have a smell and those that don't.




# SIGHT POWERPOINT

This includes a PowerPoint to project on a smartboard and printable posters to use as a big book or display in your science center.



# CAMERA CRAFT

Use the craft template to have students make a camera for an activity to practice using their sense of sight.



# I SPY BOOK

After learning about the sense of sight and making the camera craft, take students for a walk around the school with their "cameras" and then complete this book.



# TOUCH POWERPOINT

This includes a PowerPoint to project on a smartboard and printable posters to use as a big book or display in your science center.




# TOUCH BOOK OR WORKSHEET

After learning about the sense of touch, students can complete this touch book activity or worksheet to practice identifying different textures.

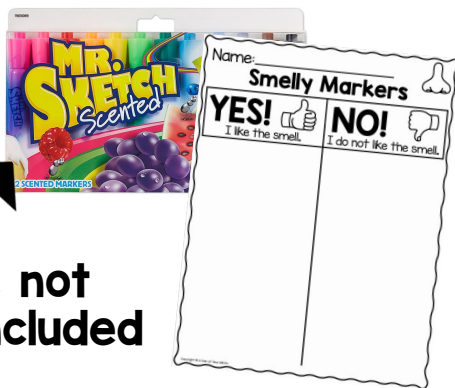
# SCIENCE CENTERS

## for FIVE SENSES




### TASTE CENTER

With this taste center, each student can draw a menu of their favorite foods and then share with a partner or small group. As a whole group, use the voting sheet to tally which snack the students enjoy the most!



### SMELL CENTER

Use this fun center to engage students in learning about their sense of smell! Students will use smelly markers and mark on the chart which smells they like or do not like. The teacher can also mark paper strips ahead of time with each marker smell.



### SIGHT CENTER

Engage students in learning about their sense of sight with this fun I Spy Write the Room activity.



### TOUCH CENTER

Use this hands-on center activity to engage your students in learning about their sense of touch. Use the provided picture cards and the suggested materials to complete the activity.



# BONUS MATERIALS

## for FIVE SENSES

### WRITING CENTER

Set up your writing center with word cards and writing papers that meet the needs of your students. Need all uppercase letters or just lowercase? No writing lines or list writing paper? There is something for every learner.




### DEFINITION POSTERS

These posters use real-life pictures and simple definitions that are easy for students to understand. Hang them up in your science center, add new ones to your whole group area each day, or project on your smart board.




### WORD WALL

Add the new vocabulary you are introducing to your students throughout the week to the word wall. Students can refer to these words throughout the year.



### CIRCLE MAPS

Use these circle maps when introducing the five senses to see what your students know, or after you teach the unit for them to demonstrate their new knowledge. These can be used individually, as a graphic organizer, or as a whole group.









## FIVE SENSES SORT

This Five Senses Sort activity is great for a whole group review or to put in a pocket chart center. Students can practice sorting things that they use each sense for and can complete the worksheet to show what they've learned.



## FIVE SENSES CRAFT

Students will have a blast making this Mr./Mrs. Potato Head craft to practice identifying what body parts we use for each of the five senses.



## SOUND SHAKER ACTIVITY

Make these sound shakers using the materials suggested or simply use items you have around the classroom. Students can practice shaking and listening to the different sounds to guess what is inside.




## FIVE SENSES BINGO

Use this Five Senses Bingo as a fun way to practice listening skills and vocabulary. Prep as a Fun Friday game or have a volunteer play the game with students at a center. Bingo boards and teacher calling cards are included in color or black & white.



## DRAW 4 THINGS WORKSHEET

Students can show what they know after learning about each sense by completing these worksheets.



# FIVE SENSES WORKSHEETS

After learning about the five senses, students can review what they've learned and show what they know with these worksheets.