

GETTING STARTED

with CENTERS

Each month, utilize these 20 math and 20 literacy centers in your classroom with ease. The types of centers will remain the same each month, with only the skill, topic and/or theme changing. This way, you will feel comfortable making and teaching the centers each month and your students will feel comfortable learning and using them.

LITERACY

Our literacy centers have multiple activities each month for the same 7 center types, giving your students several predictable, but engaging, opportunities to practice new skills and content. Once you teach the directions once, your students will know what to do each month.

WINTER SENTENCE SCRAMBLE
Write the sentences. Check for punctuation.

SNOWMAN LIFECYCLE

Name: _____

First: _____

Next: _____

Then: _____

Finally: _____

The snow is white.


I have I want not

cocoa.

Can we

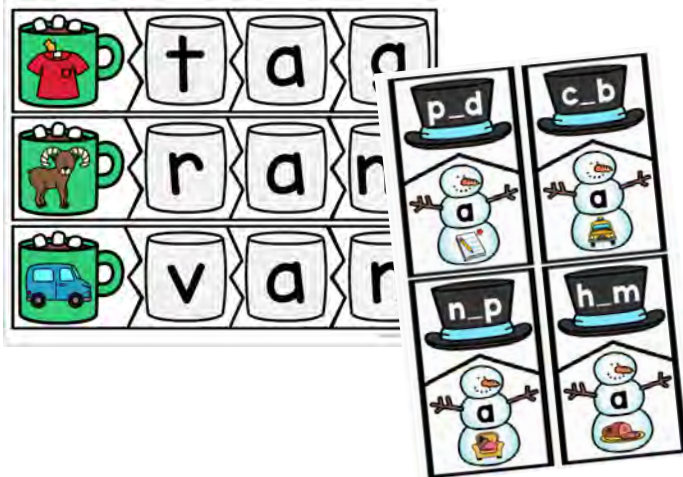
POCKET CHART

These activities are designed to be done in a pocket chart but also could be done on the floor or a table if needed. Each month, students will practice sequencing a how-to process/story, as well as working to unscramble sentences and put them in the correct order.



WRITE & WIPE

With the Write & Wipe activities, you may choose to laminate the cards or place them in a page protector that allows students to write on them with a dry erase marker. Each card will contain a task for the students to complete.



PUZZLES

With a variety of different sizes and shapes, two monthly puzzles will allow your students to visually see and put together the concepts and skills that are being practiced each month.



POEMS

Every month utilize 4 poems, including some nursery rhymes, with your students. You can choose to do one poem each week or all four for the whole month. You'll receive a copy of the full poems to display, pocket chart pieces for building the poem, as well as notebook poems and interactive poem journals for your students.



MATCH-UPS

Each month, your students will work with 2 Match-Up activities, practicing sorting and word building, and an editable hide and seek activity. These can be done in a pocket chart if available.



WRITE THE ROOM

Use the repeatable process of the 4 monthly Write the Room activities to help your students practice different literacy skills. Each Write the Room comes with different recording sheet options that allow you to differentiate the activity.




WRITING

With four different themes of writing word cards each month, your students can practice writing the words, writing sentences, and/or writing stories with the words depending on their skill level. You can keep the words on a ring, in a basket, on the wall, or even in a pocket chart depending on your classroom.

MATH

Our math centers have 4 activities for each of the 5 math center types, giving your students several predictable, but engaging, opportunities to practice new math skills and content. Once you teach the directions once, your students will know what to do each month.



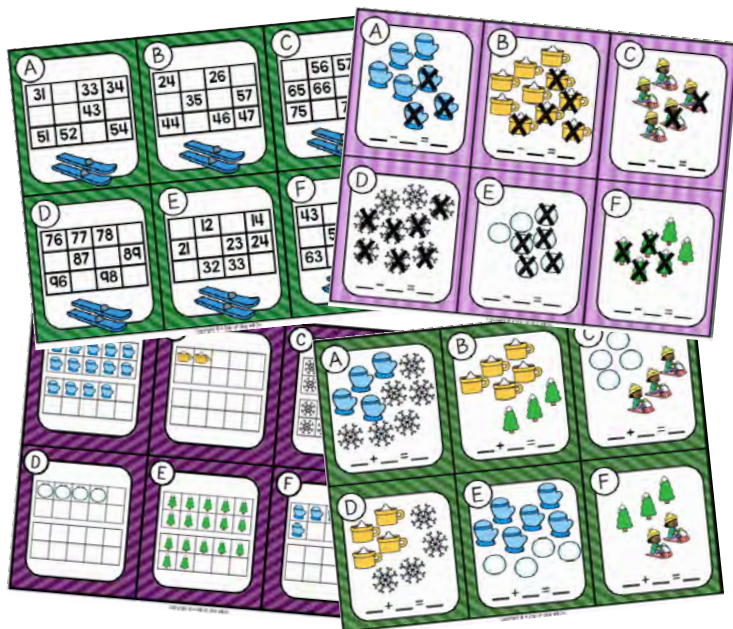
DICE GAMES

There are four different dice games each month. Students can practice their math skills with a Roll & Cover, Color by Code, Roll and Graph, and Roll/build a ____ activity. We provide a DIY die for each activity or you can use your own.




WRITE & WIPE

With the Write & Wipe activities, you may choose to laminate the pages and cards or place them in a page protector that allows students to write on them with a dry erase marker. Each page/card will contain a math task for the students to complete or a question to answer.




WRITE THE ROOM

Use the repeatable process of the 4 monthly Write the Room activities to help your students practice different math skills. Depending on the skill being practiced, you can utilize the different recording sheet options that will allow you to easily differentiate the activity.



MATCH-UPS AND PUZZLES

With 2 Match-Ups and 2 Puzzles each month, students can visually see and put together the concepts and skills that are being practiced each month.



PARTNER GAMES

With four different types each month, your students will love playing these partner games in pairs. The games include: a Board game, Card game, Spinner game, and Race to the Top game.