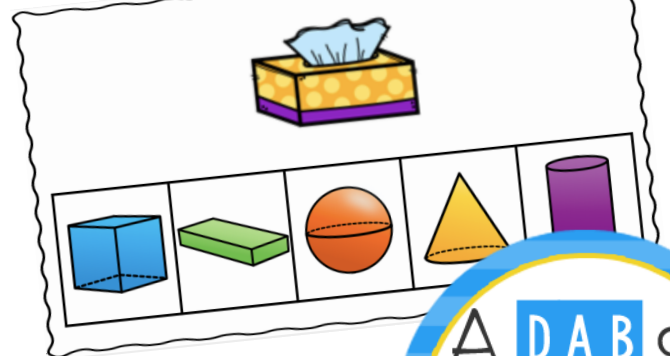




DIGITAL GAMES

first grade bundle



STEP ONE: Click on the **"HERE"** to be taken to the Google folder that has all of the Files in the... **GLUE IT**

STEP TWO: This is what you will see when you click the... You will want to make an account one.

STEP THREE: Click on the Folder you want to access...

STEP FOUR: Click on the Folder that has the standard you want to teach...

BETTER A

PLAYING THE GAME:

Your child will click the screen to move to the next most slides

Let's go for...
Trace it!

Some interactive buttons need finish

So on

Way To Go!

SELF-CHECKING (HOW IT WORKS!):

Every game will have interactive slides.
(some games have only one correct answer and others have multiple).

Your child will click on the picture, letter, word, number, etc. they think is correct.

If your child is correct, they will see green.

If your child is not correct, they will see red.


GETTING STARTED:

You are receiving this because your child's awesome teacher purchased one of our E-Learning Digital Game Bundles. We wanted to show you how easy these are for your child to do!

Click on the link that your teacher sent to open the File. Click on "Present."

Please note that you do not have to have a Gmail account to use these games.



TONS OF INTERACTIVE, STANDARDS BASED GAMES FOR YOUR STUDENTS!




ch
ph
sh
th
wh


_____ase

What does not belong?




3
2
1



bl
cl
fl
gl
pl
sl


_____anet

Look for the _____ in the _____ ice!




a is for alligator.


How many faces does a cone have?



1
2
3



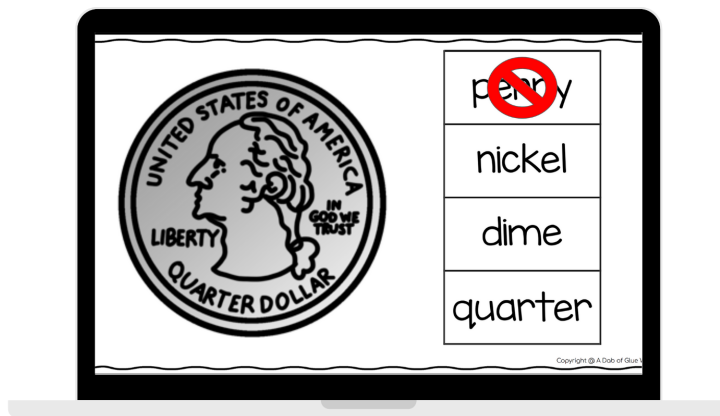
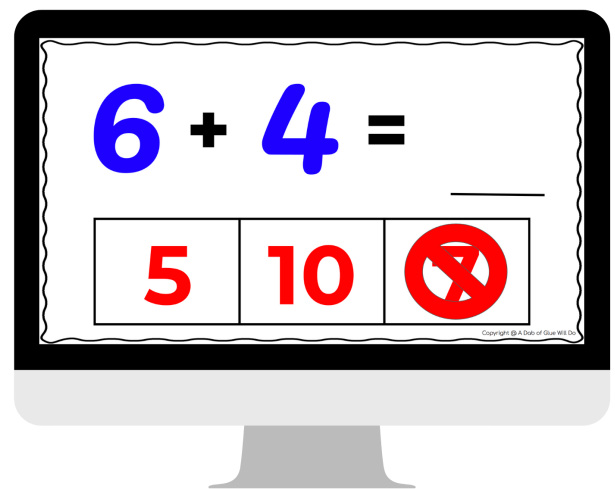

_____9

A **DAB** of **GLUE** will do 

HOW IT WORKS!

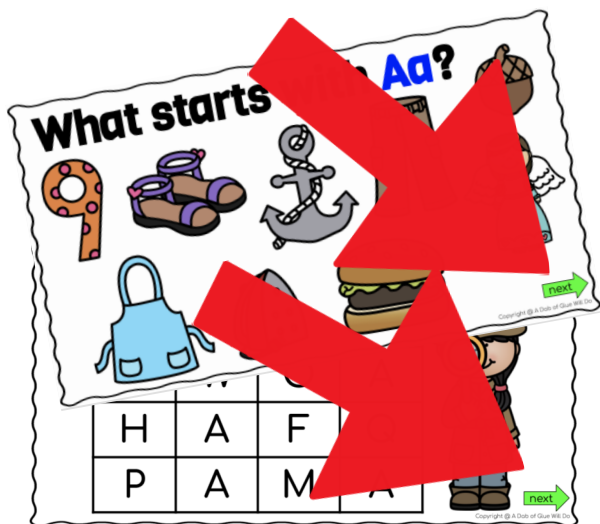
Kids can complete on the computer, a tablet, or even a phone!

Your students can work at home with these standards-based self-checking games.






Your child will click the screen to move to the next slide on most slides.



Some interactive slides will have a button that they need to click after finishing the activity.



Some slides will have an audio button that may read the text.



When you get to this slide, your child is all done!

