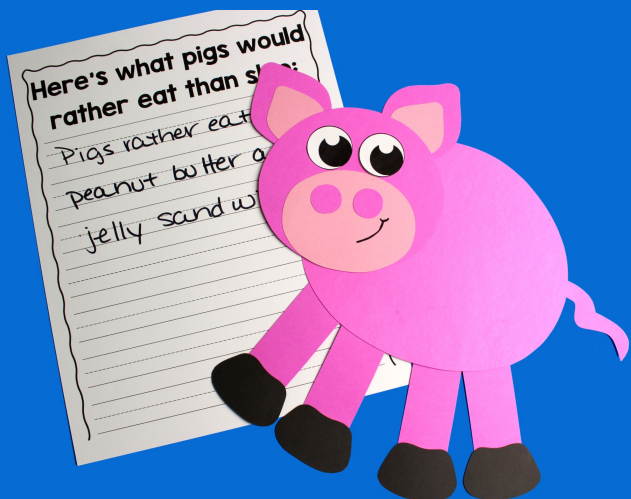



# FARM ANIMALS

## print and craft



# 3 WAYS TO COMPLETE


- 1) print paper and let kids color
- 2) trace template on file folder




Print this page on heavy cardstock and use as a template. Cut the pieces out. Trace the template onto construction paper and cut out. Glue the pieces together.

Copyright © A Dab of Glue Will Do

- 3) print pages on colored paper




Print this page on green paper. Each student needs one page printed.



Print this page on yellow paper. Multiple pieces have been combined on one sheet to save paper. Each student needs one piece from this page.



Print this page on yellow paper. Multiple pieces have been combined on one sheet to save paper. Each student needs one piece from this page.



Print this page on yellow paper. Multiple pieces have been combined on one sheet to save paper. Each student needs one piece from this page.



Thank you Ms. Cow for  
your milk. I am going to  
use it for...

To dip my chocol  
chip cookies in. Th  
make them so  
yumny.



Here's what pigs would  
rather eat than slop:

Pigs rather eat  
peanut butter a  
jelly sandw



If a sheep gave me all  
his wool, I would make...

a warm sweater  
for cooler weather  
and matching  
socks.



Horses are really  
awesome animals.

They can run fast  
and they are  
pretty and smart.




A DAB of  
**GLUE**  
will do 

One day a goat ate a

pumpkin seed and

a pumpkin grew

in his tummy.



If I was a farmer,  
I would grow...

I would grow the


biggest pumpkins

to carve during

Halloween.




A DAB of  
**GLUE**  
will do 



Chickens are  
interesting animals.

Because they lay  
eggs and sit on  
them.

have u



Roosters crow super  
early because...

They like to wake

the entire

farm including

farmer so they

give them

breakfast.

A DAB of  
**GLUE**

will do



I love dogs  
because...

They make  
friends and

keep you safe.

