


GETTING STARTED *with* DECODABLES

Use these decodable readers and activities during your small group sessions, as intervention, or as extra practice and review for your students. These readers are Science of Reading aligned and work on decodable CVCe words, common high frequency words, and previously learned decodable words including CVC, CVCC, CCVC, and double final consonant words. Every reader in this CVCe set comes with all the materials seen in this overview.

READERS


Decodable readers and big books to use with your students.




DECODABLE READER

With a color and black & white version, use this reader to work with your students in small groups or one-on-one. These readers can also be printed and put in your reading center or sent home with each student.

DECODABLE READER WITH HIGHLIGHTED CVCe WORDS



With this specialized copy of the decodable reader, the decodable CVCe words are in black, making them stand out to students who might benefit from having them highlighted. This reader comes in color and black & white.




BIG BOOK READER

With both color and black & white versions, use this big book reader as your “teacher copy” of the book. Use in your small groups or display on the smartboard.



BIG BOOK READER WITH HIGHLIGHTED CVCE WORDS

Use this big book if you are using the student reader with the highlighted words, so your book can also emphasize the word family words.



CUT & PASTE READER

After students have read the decodable readers, use this interactive version to have them read and find the corresponding picture.

READER ACTIVITIES

Print and staple any of these reader-sized activities as an “add-on” to your decodable readers. Differentiate to meet the needs of your students.

WORD CARDS			
Read the words below			
Nate	bake	sale	
make	cake	take	
have	a	his	he
the	to	what	a,e

WORD CARDS			
Read the words below			
Nate	bake	sale	
make	cake	take	
have	a	his	he
the	to	what	a,e

WORD CARDS

Add one of these word cards to your decodable readers to give students an extra chance to practice reading the words from the story.

FLUENCY PRACTICE
Read the passage 3 times and color in a smiley face after each time.

Nate will have a bake sale.
What will he make? Nate will bake a cake. Nate will take the cake to the sale. Nate will sell his cake.

☺ ☺ ☺

FLUENCY PRACTICE
Read the passage 3 times and color in a smiley face after each time.

Nate will have a bake sale.
What will he make? Nate will bake a cake. Nate will take the cake to the sale. Nate will sell his cake.

☺ ☺ ☺

FLUENCY PRACTICE

Add this fluency practice page to the decodable reader and have students practice reading the entire passage three times, coloring in a smiley face each time.

COMPREHENSION
Circle the answer to the questions below.

1. What will Nate have?
• a test • a bake sale

2. What will he make?
• a cake • a fish

2. Where will he take it?
• the sale • the shop

COMPREHENSION
Circle the answer to the questions below.

1. What will Nate have?
• a test • a bake sale

2. What will he make?
• a cake • a fish

2. Where will he take it?
• the sale • the shop

COMPREHENSION QUESTIONS

With a multiple choice or short answer option, these comprehension questions are perfect to add onto your reader copies.

MATCH IT UP
Draw a line from the sentence to the picture.

Cate and Rone drove to the lake.

Cate sat in a tube.

Cate and Rone swam in the lake.

Rone dug a hole.

MATCH IT UP
Draw a line from the sentence to the picture.




Cate and Rone drove to the lake.

Cate sat in a tube.




Cate and Rone swam in the lake.

Rone dug a hole.

SAY IT! BUILD IT! WRITE IT!

SAY IT! BUILD IT! WRITE IT!

ACTIVITY PAGES

Students can complete a "Match it Up" activity where they read the sentence and draw a line to the corresponding picture. Additionally, students can complete the "Say it, Build it, Write it" activity to practice spelling the decodable words.

FULL-PAGE ACTIVITIES

Use these activities and resources after reading or in a center. Students can practice different skills including fluency, segmenting, comprehension, and more.

Name: _____



THE CAKE
Read the mixed case words.

cake plate time slice
five race made

Read the high frequency words.

my a the on it to
is we at I she

Write the words.

REVIEW PAGE


Use the review page after reading or as review later in the week for your students to practice reading and spelling the word family words.

WORD CARDS



Use these words in your small group, in a pocket chart, or in your writing center for students to continue to practice reading and writing. Available in both color and black & white.

READING PRACTICE



Use the "Point and Read" as a review or to assess your students' skills after completing the reader. Use the "Roll and Read" as extra practice or in a center.


SAY IT-BUILD IT-WRITE IT



If you're looking for an interactive, hands-on activity for your students to engage in after reading the decodable reader, the full-page version of "Say It, Build It, Write It" has them cut & paste letters to physically build the decodable words. The horizontal version is an alternate, non-cut & paste option.

COMPREHENSION PAGES

Each comprehension page starts with the full decodable passage, followed by either multiple choice questions, short answer questions, or an illustration option.




WORD MAPPING MAT



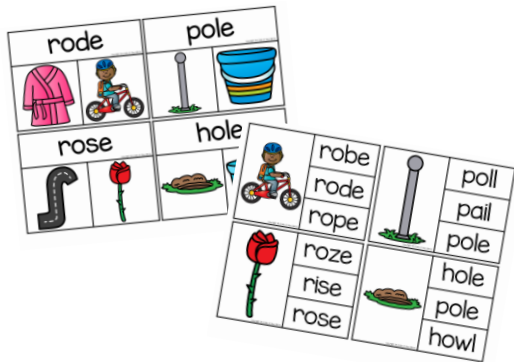
Print this mat and laminate or put in a page protector to use over and over with students either in a small group or in a center. Students can use dry erase markers to graph and write the word, or manipulatives such as letter tiles.

READ AND MATCH



Use one of these three options of "Read and Match" activities where students can either draw a line to the corresponding picture to match each sentence or cut & paste the picture in the correct space.

CLIP CARDS




Laminate and cut these clip cards to put them in a center or to use as extra review after reading the decodable reader. Students can clip the matching picture/word with a clothespin or cover with manipulatives.

FULL PASSAGE

Name: _____

My Dog Jake

My dog Jake has a huge bone.
 Jake can hide the bone.
 Jake can hide the bone in the cage.
 Jake can hide the bone in the hole.
 Jake can find the bone and take it home.



Use this black & white printable of the full decodable passage to print and display in your classroom, put in the reading center, or to send home with students.