


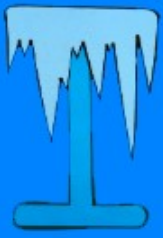



UPPERCASE LETTERS

print and craft



3 WAYS TO COMPLETE


- 1) print paper and let kids color
- 2) trace template on file folder




Print this page on heavy cardstock and use as a template. Cut the pieces out. Trace the template onto construction paper and cut out. Glue the pieces together.

Copyright © A Dab of Glue Will Do

- 3) print pages on colored paper




Print this page on green paper. Each student needs one page printed.



Print this page on yellow paper. Multiple pieces have been combined on one sheet to save paper. Each student needs one piece from this page.



Print this page on yellow paper. Multiple pieces have been combined on one sheet to save paper. Each student needs one piece from this page.



Print this page on yellow paper. Multiple pieces have been combined on one sheet to save paper. Each student needs one piece from this page.



