

DECK



THE HALLS



Name: _____

Directions: Walk around the room looking for cards. Trace the number to match the objects.

(A) 4	(B) 5	(C) 3
(D) 2	(E) 4	(F) 5
(G) 5	(H) 3	GOOD JOB!

a **DAB** of **GLUE** will do 

FREEBIE 3

PK

DECEMBER COUNTING TO 5 WRITE THE ROOM DIRECTIONS

Objective: Students will count a set of objects and write the matching numeral.

Teacher can use cards as a write the room activity or put in a basket/on a ring to use as task cards in a center.

- 1) Cut the cards and tape/hang them around the room at eye level for your students.
- 2) Give your students the recording sheet that matches their skill level.
- 3) Students will walk around the room and find each card, follow the directions, and record the answer in the corresponding section on the recording sheet.

QUICK DIFFERENTIATION

KIDS THAT NEED A CHALLENGE:

- 1) Give students the recording sheet that has them write the number.
- 2) Have students write the number that is one more and one less.

KIDS THAT NEED A REVIEW:

- 1) Give students the recording sheet that has them trace the number.
- 2) Have students touch each item as they count.
- 3) Give students a number line to help them form the numbers.

A



Copyright © A Dab of Glue Will Do

B



Copyright © A Dab of Glue Will Do

C



Copyright © A Dab of Glue Will Do

D




Copyright © A Dab of Glue Will Do

E



Copyright © A Dab of Glue Will Do

F



Copyright © A Dab of Glue Will Do

G



Copyright © A Dab of Glue Will Do

H




Copyright © A Dab of Glue Will Do

A



Copyright © A Dab of Glue Will Do

B



Copyright © A Dab of Glue Will Do

C




Copyright © A Dab of Glue Will Do

D




Copyright © A Dab of Glue Will Do

E



Copyright © A Dab of Glue Will Do

F




Copyright © A Dab of Glue Will Do

G



Copyright © A Dab of Glue Will Do

H



Copyright © A Dab of Glue Will Do


Name: _____

Directions: Walk around the room looking for cards. Trace the number to match the objects.


Write the Room

COUNTING TO 5


(A)



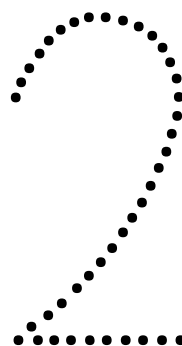
(B)




(C)




(D)




(E)




(F)



(G)



(H)



**GOOD
JOB!**

Name: _____

Directions: Walk around the room looking for cards. Write the number to match the objects.

Write the Room

COUNTING TO 5

(A)

(B)

(C)

(D)

(E)

(F)

(G)


(H)

**GOOD
JOB!**

WANT MORE?

Buy this Pre-k Write
the Room Bundle and

SAVE BIG!



MEGA BUNDLE

write the room

