

DECK

THE HALLS



The Bake Sale

50¢

Written by A Dab of Glue Will Do
Illustrated by Whimsy Clips

Nate will have a bake sale.

Name: _____

THE BAKE SALE

Read the a_e words.

Nate	bake	sale
make	cake	take

Read the high frequency words.

have	a	his	he
the	to	what	

Write the words:

_____ _____

The Bake Sale

50¢

Written by A Dab of Glue Will Do
Illustrated by Whimsy Clips

Nate will have a bake sale.

Name: _____

SAY IT!	BUILD IT!	WRITE IT!

WORD CARDS

Read the words below

Nate	bake	sale
make	cake	take
have	a	his
the	to	what

COMPREHENSION

Circle the answer to the questions below.

- What will Nate have?
 - a test
 - a bake sale
- What will he make?
 - a cake
 - a fish
- Where will he take it?
 - the sale
 - the shop

WORD CARDS

Read the words below

Name: _____

The Bake Sale

Nate will have a bake sale.
What will he make?
Nate will bake a cake.
Nate will take the cake to the sale.
Nate will sell his cake.

Read 3 times then circle the answer to the questions below:

- What will Nate have?
 - a test
 - a bake sale
- What will he make?
 - a cake
 - a fish
- Where will he take it?
 - the sale
 - the shop

COMPREHENSION

Circle the answer to the questions below.

1. What will Nate have?

Roll and Read

	Nate will sell his cake.
	Nate will have a bake sale.
	Nate will take the cake to the sale.
	What will he make?
	Nate will take the cake to the sale.
	Nate will bake a cake.

WORD MAPPING

HEAR the word	SAY the word	THINK about the word
TAP the word		
MAP the word		
GRAPH the word		
WRITE the word		



FREEBIE 2

A.E WORDS I

decodables & activities



The Bake Sale

50¢

Nate will have a bake sale.

Written by A Dab of Glue Will Do
Illustrated by Whirney Clips

Name: _____

THE BAKE SALE

Read the a.e words

Nate	bake	sale
make	cake	take

Read the high frequency words

have	a	his	he
the	to	what	

Write the words

The Bake Sale

50¢

Nate will have a bake sale.

Written by A Dab of Glue Will Do
Illustrated by Whirney Clips

Name: _____

SAY IT!	BUILD IT!	WRITE IT!

WORD CARDS

Read the words below

Nate	bake	sale	
make	cake	take	
have	a	his	he
the	to	what	

COMPREHENSION

Circle the answer to the questions below

- What will Nate have?
 - a test
 - a bake sale
- What will he make?
 - a cake
 - a fish
- Where will he take it?
 - the sale
 - the shop

WORD CARDS

Read the words below

Nate	bake	sale
make	cake	take

Name: _____

The Bake Sale

Nate will have a bake sale.
 What will he make?
 Nate will bake a cake.
 Nate will take the cake to the sale.
 Nate will sell his cake.

Read 3 times then circle the answer to the questions below:

- What will Nate have?
 - a test
 - a bake sale
- What will he make?
 - a cake
 - a fish
- Where will he take it?
 - the sale
 - the shop

Roll and Read

1	Nate will sell his cake.
2	Nate will have a bake sale.
3	Nate will take the cake to the sale.
4	What will he make?
5	Nate will take the cake to the sale.
6	Nate will bake a cake.

WORD MAPPING

HEAR TAP MAP GRAPH WRITE	SAY the word	THINK about the word






Thank you so much for downloading!
Please visit A Dab of Glue Will Do for
more resources.



[Click here to join our Teacher FB Group!](#)



OUR PRODUCTS USE THE FOLLOWING CREATIVE ELEMENTS:



CLICK HERE TO SEE OUR FULL RESOURCE TERMS OF USE.

The original purchaser/downloader of this document is granted permission to copy for teaching purposes only. If you are NOT the original purchaser, please download the item from my store or website before making any copies. Redistributing, editing, selling, or posting this item or any part thereof on the internet is strictly prohibited without first gaining permission from the author. Violations are subject to the penalties of the Digital Millennium Copyright Act.

TABLE OF CONTENTS

for DECODABLES

4 Getting Started

CLICKABLE



READERS

9 Decodable Reader

23 Highlighted Decodable Words Reader

37 Big Book Reader

51 Highlighted Decodable Words Big Book

65 Cut & Paste Reader

READER ACTIVITIES

73 Word Cards

74 Fluency Practice

75 Comprehension Questions

77 Activity Pages

FULL-PAGE ACTIVITIES

79 Review Pages

80 Large Word Cards

82 Reading Practice Activities

84 Say It, Build It, Write It

86 Comprehension Pages

89 Word Mapping Mat

91 Read and Match Activities

94 Clip Cards


102 Full Passage

GETTING STARTED *with* DECODABLES

Use these decodable readers and activities during your small group sessions, as intervention, or as extra practice and review for your students. These readers are Science of Reading aligned and work on decodable CVCe words, along with common high frequency words and previously learned decodable words including CVC, CVCC, CCVC, and double final consonant words.

READERS

Decodable readers and big books to use with your students.



DECODABLE READER

With a color and black & white version, use this reader to work with your students in small groups or one-on-one. These readers can also be printed and put in your reading center or sent home with each student.



DECODABLE READER WITH HIGHLIGHTED CVCe WORDS

With this specialized copy of the decodable reader, the decodable CVCe words are in black, making them stand out to students who might benefit from having them highlighted. This reader comes in color and black & white.



BIG BOOK READER

With both color and black & white versions, use this big book reader as your “teacher copy” of the book. Use in your small groups or display on the smartboard.



BIG BOOK READER WITH HIGHLIGHTED CVCE WORDS

Use this big book if you are using the student reader with the highlighted words, so your book can also emphasize the word family words.



CUT & PASTE READER

After students have read the decodable readers, use this interactive version to have them read and find the corresponding picture.

READER ACTIVITIES

Print and staple any of these reader-sized activities as an “add-on” to your decodable readers. Differentiate to meet the needs of your students.

WORD CARDS			
Read the words below			
Nate	bake	sale	
make	cake	take	
have	a	his	he
the	to	what	a.e

WORD CARDS			
Read the words below			
Nate	bake	sale	
make	cake	take	
have	a	his	he
the	to	what	a.e

WORD CARDS

Add one of these word cards to your decodable readers to give students an extra chance to practice reading the words from the story.

FLUENCY PRACTICE
Read the passage 3 times and color in a smiley face after each time.

Nate will have a bake sale.
What will he make? Nate will bake a cake. Nate will take the cake to the sale. Nate will sell his cake.

☺ ☺ ☺ a.e

FLUENCY PRACTICE
Read the passage 3 times and color in a smiley face after each time.

Nate will have a bake sale.
What will he make? Nate will bake a cake. Nate will take the cake to the sale. Nate will sell his cake.

☺ ☺ ☺ a.e

FLUENCY PRACTICE

Add this fluency practice page to the decodable reader and have students practice reading the entire passage three times, coloring in a smiley face each time.

COMPREHENSION
Circle the answer to the questions below.

1. What will Nate have?
• a test • a bake sale

2. What will he make?
• a cake • a fish

2. Where will he take it?
• the sale • the shop

a.e

COMPREHENSION
Answer the questions below.

1. What will Nate have?
• a test • a bake sale

2. What will he make?
• a cake • a fish

2. Where will he take it?
• the sale • the shop

a.e

COMPREHENSION QUESTIONS

With a multiple choice or short answer option, these comprehension questions are perfect to add onto your reader copies.

MATCH IT UP
Draw a line from the sentence to the picture.

Nate will bake a cake.

Nate will sell his cake.

Nate will have a bake sale.

Nate will take the cake to the sale.

MATCH IT UP
Draw a line from the sentence to the picture.

Nate will bake a cake.

Nate will sell his cake.

Nate will have a bake sale.

Nate will take the cake to the sale.

SAY IT! BUILD IT! WRITE IT!

SAY IT! BUILD IT! WRITE IT!

ACTIVITY PAGES

Students can complete a "Match it Up" activity where they read the sentence and draw a line to the corresponding picture. Additionally, students can complete the "Say it, Build it, Write it" activity to practice spelling the decodable words.

FULL-PAGE ACTIVITIES

Use these activities and resources after reading or in a center. Students can practice different skills including fluency, segmenting, comprehension, and more.

Name: _____ a.e

THE BAKE SALE
Read the cue words.

Nate	bake	sale
make	cake	take

Read the high frequency words.

have	a	his	he
the	to	what	

Write the words.

☺	☺
☺	☺

REVIEW PAGE

Use the review page after reading or as review later in the week for your students to practice reading and spelling the word family words.

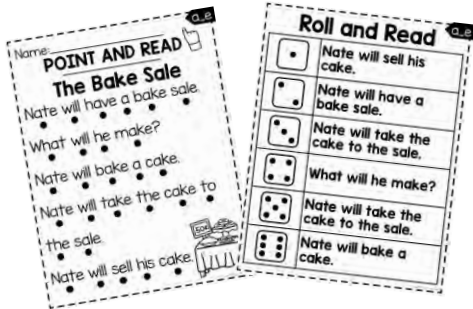
WORD CARDS



Use these words in your small group, in a pocket chart, or in your writing center for students to continue to practice reading and writing. Available in both color and black & white.

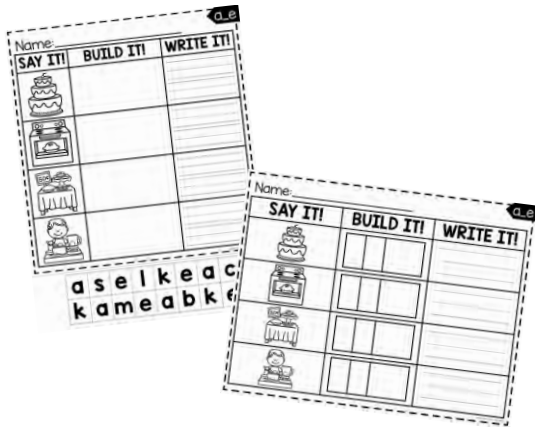
READING PRACTICE

Use the "Point and Read" as a review or to assess your students' skills after completing the reader. Use the "Roll and Read" as extra practice or in a center.



SAY IT-BUILD IT-WRITE IT

If you're looking for an interactive, hands-on activity for your students to engage in after reading the decodable reader, the full-page version of "Say It, Build It, Write It" has them cut & paste letters to physically build the decodable words. The horizontal version is an alternate, non-cut & paste option.



COMPREHENSION PAGES


Each comprehension page starts with the full decodable passage, followed by either multiple choice questions, short answer questions, or an illustration option.





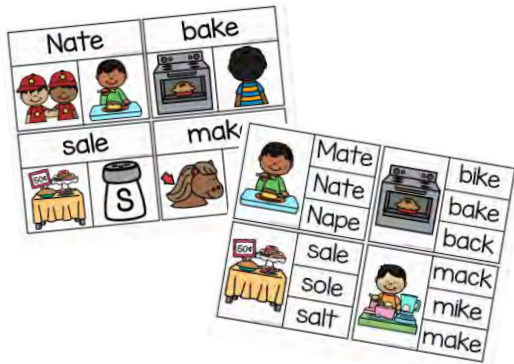
WORD MAPPING MAT

Print this mat and laminate or put in a page protector to use over and over with students either in a small group or in a center. Students can use dry erase markers to graph and write the word, or manipulatives such as letter tiles.



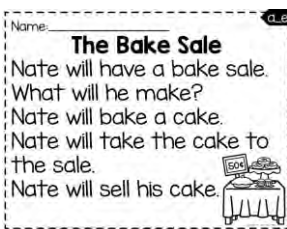
READ AND MATCH

Use one of these three options of "Read and Match" activities where students can either draw a line to the corresponding picture to match each sentence or cut & paste the picture in the correct space.



CLIP CARDS

Laminate and cut these clip cards to put them in a center or to use as extra review after reading the decodable reader. Students can clip the matching picture/word with a clothespin or cover with manipulatives.



FULL PASSAGE

Use this black & white printable of the full decodable passage to print and display in your classroom, put in the reading center, or to send home with students.

The Bake Sale



Written by A Dab of Glue Will Do
Illustrated by Whimsy Clips

a_e

The Bake Sale



Written by A Dab of Glue Will Do
Illustrated by Whimsy Clips

a_e

DECODABLE WORDS

Nate, bake, sale, make, cake, take

HIGH FREQUENCY WORDS

have, a, what, he, the, to, his

a_e

DECODABLE WORDS

Nate, bake, sale, make, cake, take

HIGH FREQUENCY WORDS

have, a, what, he, the, to, his

a_e



Nate will have a bake
sale.



Nate will have a bake
sale.



What will he make?



What will he make?



Nate will bake a cake.




Nate will bake a cake.




Nate will take the cake
to the sale.



Nate will take the cake
to the sale.




Nate will sell his cake.



Nate will sell his cake.


The Bake Sale



Written by A Dab of Glue Will Do
Illustrated by Whimsy Clips

a_e

The Bake Sale



Written by A Dab of Glue Will Do
Illustrated by Whimsy Clips

a_e

DECODABLE WORDS

Nate, bake, sale, make, cake, take

HIGH FREQUENCY WORDS

have, a, what, he, the, to, his

a_e


DECODABLE WORDS

Nate, bake, sale, make, cake, take


HIGH FREQUENCY WORDS

have, a, what, he, the, to, his

a_e



Nate will have a bake
sale.



Nate will have a bake
sale.




What will he make?



What will he make?



Nate will bake a cake.




Nate will bake a cake.




Nate will take the cake
to the sale.



Nate will take the cake
to the sale.



Nate will sell his cake.



Nate will sell his cake.

The Bake Sale



Written by A Dab of Glue Will Do
Illustrated by Whimsy Clips

a_e

The Bake Sale



Written by A Dab of Glue Will Do
Illustrated by Whimsy Clips

a_e

DECODABLE WORDS

Nate, bake, sale, make, cake, take

HIGH FREQUENCY WORDS

have, a, what, he, the, to, his

a_e

DECODABLE WORDS

Nate, bake, sale, make, cake, take

HIGH FREQUENCY WORDS

have, a, what, he, the, to, his

a_e



Nate will have a bake
sale.



Nate will have a bake
sale.



What will he make?



What will he make?



Nate will bake a cake.




Nate will bake a cake.




Nate will take the cake
to the sale.



Nate will take the cake
to the sale.




Nate will sell his cake.



Nate will sell his cake.


The Bake Sale



Written by A Dab of Glue Will Do
Illustrated by Whimsy Clips

a_e

The Bake Sale



Written by A Dab of Glue Will Do
Illustrated by Whimsy Clips

a_e

DECODABLE WORDS

Nate, bake, sale, make, cake, take

HIGH FREQUENCY WORDS

have, a, what, he, the, to, his

a_e


DECODABLE WORDS

Nate, bake, sale, make, cake, take


HIGH FREQUENCY WORDS

have, a, what, he, the, to, his

a_e



Nate will have a bake
sale.




Nate will have a bake
sale.




What will he make?



What will he make?



Nate will bake a cake.




Nate will bake a cake.




Nate will take the cake
to the sale.



Nate will take the cake
to the sale.



Nate will sell his cake.



Nate will sell his cake.

The Bake Sale



Written by A Dab of Glue Will Do
Illustrated by Whimsy Clips

a_e

DECODABLE WORDS

Nate, bake, sale, make, cake,
take

HIGH FREQUENCY WORDS

have, a, what, he, the, to, his

a_e



Nate will have a bake
sale.




What will he make?



Nate will bake a cake.




Nate will take the cake
to the sale.



Nate will sell his cake.

The Bake Sale



Written by A Dab of Glue Will Do
Illustrated by Whimsy Clips




DECODABLE WORDS

Nate, bake, sale, make, cake,
take

HIGH FREQUENCY WORDS

have, a, what, he, the, to, his

a_e



Nate will have a bake
sale.




What will he make?



Nate will bake a cake.



Nate will take the cake
to the sale.



Nate will sell his cake.

The Bake Sale



Written by A Dab of Glue Will Do
Illustrated by Whimsy Clips

a_e

DECODABLE WORDS

Nate, bake, sale, make, cake,
take

HIGH FREQUENCY WORDS

have, a, what, he, the, to, his

a_e



Nate will have a bake
sale.




What will he make?



Nate will bake a cake.




Nate will take the cake
to the sale.



Nate will sell his cake.

The Bake Sale



Written by A Dab of Glue Will Do
Illustrated by Whimsy Clips




DECODABLE WORDS

Nate, bake, sale, make, cake,
take

HIGH FREQUENCY WORDS

have, a, what, he, the, to, his

a_e



Nate will have a bake
sale.




What will he make?



Nate will bake a cake.




Nate will take the cake
to the sale.



Nate will sell his cake.


The Bake Sale



Written by A Dab of Glue Will Do
Illustrated by Whimsy Clips

a_e

The Bake Sale



Written by A Dab of Glue Will Do
Illustrated by Whimsy Clips

a_e

DECODABLE WORDS

Nate, bake, sale, make, cake, take

HIGH FREQUENCY WORDS

have, a, what, he, the, to, his

a_e


DECODABLE WORDS

Nate, bake, sale, make, cake, take


HIGH FREQUENCY WORDS

have, a, what, he, the, to, his


a_e




Nate will have a bake
sale.




Nate will have a bake
sale.




What will he make?




What will he make?




Nate will bake a cake.




Nate will bake a cake.




Nate will take the cake
to the sale.





Nate will take the cake
to the sale.



Nate will sell his cake.



Nate will sell his cake.



WORD CARDS

Read the words below.

Nate	bake	sale	
make	cake	take	
have	a	his	he
the	to	what	a_e

WORD CARDS

Read the words below.

Nate	bake	sale	
make	cake	take	
have	a	his	he
the	to	what	a_e

FLUENCY PRACTICE

Read the passage 3 times and color in a smiley face after each time.

Nate will have a bake sale. What will he make? Nate will bake a cake. Nate will take the cake to the sale. Nate will sell his cake.



a_e

FLUENCY PRACTICE

Read the passage 3 times and color in a smiley face after each time.

Nate will have a bake sale. What will he make? Nate will bake a cake. Nate will take the cake to the sale. Nate will sell his cake.



a_e

COMPREHENSION

Circle the answer to the questions below.

1. What will Nate have?

- a test
- a bake sale

2. What will he make?

- a cake
- a fish

2. Where will he take it?

- the sale
- the shop

a_e

COMPREHENSION

Circle the answer to the questions below.

1. What will Nate have?

- a test
- a bake sale

2. What will he make?

- a cake
- a fish

2. Where will he take it?

- the sale
- the shop

a_e

COMPREHENSION

Answer the questions below.

1. What will Nate have?

2. What will he make?

2. Where will he take it?

a_e

COMPREHENSION

Answer the questions below.

1. What will Nate have?

2. What will he make?

2. Where will he take it?

a_e

MATCH IT UP



Draw a line from the sentence to the picture.

Nate will bake a cake. ●

Nate will sell his cake. ●

Nate will have a bake sale. ●

Nate will take the cake to the sale. ●



a_e

MATCH IT UP




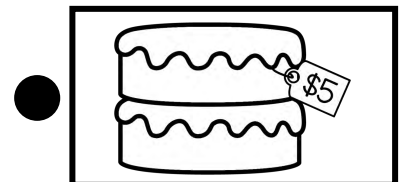
Draw a line from the sentence to the picture.

Nate will bake a cake. ●

Nate will sell his cake. ●

Nate will have a bake sale. ●

Nate will take the cake to the sale. ●



a_e

SAY IT!

BUILD IT!


WRITE IT!



--	--	--



--	--	--



--	--	--

a_e

SAY IT!

BUILD IT!


WRITE IT!



--	--	--



--	--	--



--	--	--

a_e

Name: _____

THE BAKE SALE

Read the a_e words.

Nate	bake	sale
make	cake	take

Read the high frequency words.

have	a	his	he
the	to	what	

Write the words:




--	--	--



--	--	--

Nate



bake



sale




make



cake



take




Nate



bake



sale




make



cake



take



Name: _____

POINT AND READ**The Bake Sale**

Nate will have a bake sale.



What will he make?




Nate will bake a cake.




Nate will take the cake to




the sale.



Nate will sell his cake.



Roll and Read



**Nate will sell his
cake.**



**Nate will have a
bake sale.**



**Nate will take the
cake to the sale.**



What will he make?







**Nate will take the
cake to the sale.**



**Nate will bake a
cake.**

Name: _____

SAY IT!	BUILD IT!	WRITE IT!
		<hr/> <hr/> <hr/> <hr/> <hr/> <hr/> <hr/> <hr/>
		<hr/> <hr/> <hr/> <hr/> <hr/> <hr/> <hr/> <hr/>
		<hr/> <hr/> <hr/> <hr/> <hr/> <hr/> <hr/> <hr/>
		<hr/> <hr/> <hr/> <hr/> <hr/> <hr/> <hr/> <hr/>

a

s

e

l

k

e

a

c

k

a

m

e

a

b

k

e

Name: _____


SAY IT!**BUILD IT!**

--	--	--

WRITE IT!



--	--	--



--	--	--



--	--	--

Name: _____

The Bake Sale

Nate will have a bake sale.

What will he make?

Nate will bake a cake.

Nate will take the cake to the sale.

Nate will sell his cake.



Read 3 times then circle the answer to the questions below:

1. What will Nate have?

• a test

• a bake sale

2. What will he make?

• a cake

• a fish

3. Where will he take it?

• the sale

• the shop

Name: _____

The Bake Sale

Nate will have a bake sale.

What will he make?

Nate will bake a cake.

Nate will take the cake to the sale.

Nate will sell his cake.



Read 3 times then answer the questions below:

1. What will Nate have?

2. What will he make?

3. Where will he take it?

Name: _____

The Bake Sale

Nate will have a bake sale.

What will he make?

Nate will bake a cake.

Nate will take the cake to the sale.

Nate will sell his cake.



Illustrate a sentence from the story.

WORD MAPPING

a_e



HEAR

the word



SAY

the word



THINK

about the word




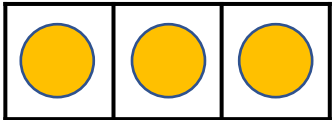
TAP

the word



MAP

the word



GRAPH

the word



--	--	--

WRITE

the word



WORD MAPPING

a_e



HEAR

the word



SAY

the word



THINK

about the word





TAP

the word




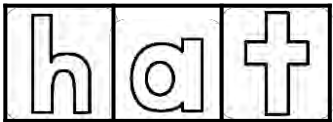
MAP

the word



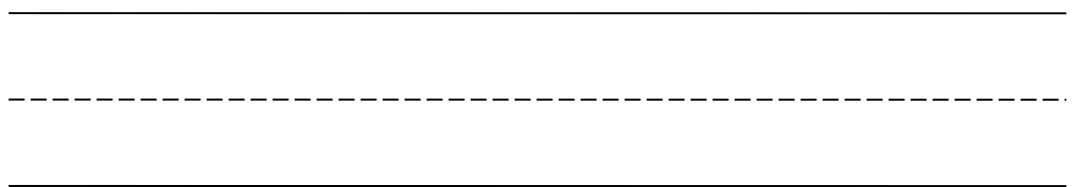
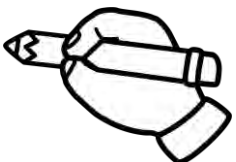
GRAPH

the word



WRITE

the word




Name: _____


READ AND MATCH

Read the sentence. Draw a line to the picture.


Nate will bake a cake. ●




Nate will sell his cake. ●



Nate will have a bake sale. ●



Nate will take the cake to the sale. ●




Name: _____


READ AND MATCH

Read the sentence. Draw a line to the picture.

Nate will bake a cake. ●




Nate will sell his cake. ●



Nate will have a bake sale. ●



Nate will take the cake to the sale. ●



Name: _____

READ AND MATCH

Glue the pictures to match the sentences.



Nate will have a
bake sale.





Nate will bake a
cake.



Nate will take the
cake to the sale.




Nate will sell his
cake.




Nate

Copyright © A Dab of Glue Will Do



bake

Copyright © A Dab of Glue Will Do



sale

Copyright © A Dab of Glue Will Do



make

Copyright © A Dab of Glue Will Do




cake

Copyright © A Dab of Glue Will Do





take

Copyright © A Dab of Glue Will Do



Nate

Copyright © A Dab of Glue Will Do




bake

Copyright © A Dab of Glue Will Do



sale

Copyright © A Dab of Glue Will Do




make

Copyright © A Dab of Glue Will Do





cake


Copyright © A Dab of Glue Will Do



take

Copyright © A Dab of Glue Will Do





Mate

Nate

Nape

Copyright © A Dab of Glue Will Do



bike

bake

back

Copyright © A Dab of Glue Will Do



sale

sole

salt

Copyright © A Dab of Glue Will Do



mack

mike

make

Copyright © A Dab of Glue Will Do




coke

cate

cake

Copyright © A Dab of Glue Will Do




take

tike

tack

Copyright © A Dab of Glue Will Do



Mate

Nate

Nape

Copyright © A Dab of Glue Will Do




bike

bake

back

Copyright © A Dab of Glue Will Do



sale

sole

salt

Copyright © A Dab of Glue Will Do



mack

mike

make

Copyright © A Dab of Glue Will Do




Copyright © A Dab of Glue Will Do

coke

cate

cake



Copyright © A Dab of Glue Will Do

take

tike

tack

Name: _____

The Bake Sale

Nate will have a bake sale.

What will he make?

Nate will bake a cake.

Nate will take the cake to
the sale.

Nate will sell his cake.

